



# **PMB SHARIAH AGGRESSIVE FUND**

SEMI-ANNUAL REPORT FOR THE  
FINANCIAL PERIOD ENDED  
31 JANUARY 2024

Dear Unitholder,

**MOVING TOWARDS ELECTRONIC COMMUNICATION.**

We wish to inform that you have been automatically enrolled to receive funds' reports via electronic medium effective 31 March 2018. You will receive a notification by SMS/email when the funds' report is ready for download on our website at [www.pmbinvestment.com.my](http://www.pmbinvestment.com.my). Please note that the report will be available to view and download from our website until next financial report. Please inform us in writing if you do not wish to receive the documents electronically.

Should you have any queries or need further clarification, please do not hesitate to contact our Clients Service Units at 03-4145 3900 or email at [clients@pelaburanmara.com.my](mailto:clients@pelaburanmara.com.my).

Thank you.

## CORPORATE INFORMATION

### MANAGER

#### PMB INVESTMENT BERHAD

(A member of Pelaburan MARA Berhad)

### HEAD OFFICE

2nd Floor, Wisma PMB,  
No.1A, Jalan Lumut,  
50400 Kuala Lumpur.  
Tel: (03) 4145 3800 Fax: (03) 4145 3901  
E-mail: clients@pelaburanmara.com.my  
Website: www.pmbinvestment.com.my

### BOARD OF DIRECTORS

Mansoor Bin Ahmad  
Mohd Sabri bin Ramly  
Mahani binti Ibrahim  
Mahdzir bin Othman  
Dato' Zulfikri bin Osman (*Effective until 15 August 2023*)  
YM Tengku Umizar binti YM Tengku Ubaidillah  
Nik Mohamed Zaki bin Nik Yusoff  
Mohd Halmishahril bin Ahmad Jamir (*Appointed on 15 August 2023*)

### CHIEF EXECUTIVE OFFICER

Mahani binti Ibrahim

### COMPANY SECRETARIES

Mohd Shah Bin Hashim (BC/M/148)

### INVESTMENT COMMITTEE MEMBERS

Mansoor bin Ahmad  
Nik Mohamed Zaki bin Nik Yusoff  
Prof. Dr. Mohamed Aslam bin Mohamed Haneef  
Mahdzir bin Othman  
Rahimi bin Ramli (*Appointed on 6 June 2023*)

### TRUSTEE

AMANAHRAYATRUSTEES BERHAD

### SHARIAH ADVISER

BIMB SECURITIES SDN BHD

### AUDITORS

MESSRS AL JAFREE SALIHIN KUZAIMI PLT (ASK)

## TABLE OF CONTENTS

1.	FUND INFORMATION	4
2.	FUND PERFORMANCE DATA	5
3.	MANAGER'S REPORT	7
4.	LAPORAN PENGURUS	12
5.	TRUSTEE'S REPORT	18
6.	SHARIAH ADVISER'S REPORT	19
7.	STATEMENT BY MANAGER	20
8.	FINANCIAL STATEMENT	21
9.	BUSINESS INFORMATION NETWORK	52
10.	INFORMATION OF CUSTOMER SERVICE	55
11.	INVESTOR PROFILE UPDATE FORM	56

## **1. FUND INFORMATION**

### **1.1 FUND NAME**

PMB SHARIAH AGGRESSIVE FUND – PMB SAF (“FUND”).

### **1.2 FUND CATEGORY/TYPE**

Equity (Shariah-Compliant) / Growth.

### **1.3 FUND INVESTMENT OBJECTIVE**

To provide investors with opportunity to earn high capital return over the medium to long term through active investments in Shariah-compliant securities listed on the Bursa Malaysia.

### **1.4 FUND PERFORMANCE BENCHMARK**

FTSE Bursa Malaysia EMAS Shariah Index (FBMSHA).

### **1.5 FUND DISTRIBUTION POLICY**

The distribution is incidental. The distribution of income, if any, will be made in the form of cash or additional units.

### **1.6 CHANGES MADE TO THE FUND’S PROSPECTUS**

The Third Supplementary Master Prospectus was issued to investors with effect from 1 March 2024 to waive switching fee from RM25 to Nil, to change the minimum holding of units from value to unit and other updates which are general in nature.

For more details, unit holders may visit:

<https://www.pmbinvestment.com.my/wp-content/uploads/2024/03/Third-Supplementary-Master-Prospectus-FINAL.pdf>

## 2. FUND PERFORMANCE DATA

### 2.1 PORTFOLIO COMPOSITION

The Fund's composition and performance for the 6 months financial period ended 31 January 2024 and 3 financial year ended 31 July are as follows:

Sector	31 JAN	31 JULY		
	2024	2023	2022	2021
<b>Quoted Shariah-compliant Equities</b>	%	%	%	%
Construction	5.98	2.44	-	3.22
Consumer Products & Services	11.79	24.17	19.40	1.09
Energy	9.68	8.62	2.98	-
Financial Services	7.49	5.57	-	-
Healthcare	6.69	4.05	-	-
Industrial Products & Services	30.96	33.96	43.50	29.54
Plantation	1.58	1.15	10.73	-
Property	4.43	2.79	4.03	-
Technology	9.41	4.45	8.84	57.79
Transportation & Logistic	0.66	-	-	-
Utilities	2.17	-	-	-
<b>Quoted Shariah-compliant Warrants</b>	-	-	-	0.22
<b>Islamic Deposits/Cash/Others</b>	9.16	12.80	10.52	8.14
<b>Total</b>	<b>100.00</b>	<b>100.00</b>	<b>100.00</b>	<b>100.00</b>

### 2.2 PERFORMANCE DETAILS

	31 JAN	31 JULY		
	2024	2023	2022	2021
Net Asset Value (NAV) - xD (RM'000)	112,060	123,519	141,279	188,389
Unit in circulation ('000)	260,901	295,507	350,600	337,968
NAV per unit - xD (RM)	0.4295	0.4180	0.4030	0.5574
NAV per unit - xD: <i>Highest</i> (RM)	0.4448	0.4592	0.6153	0.6721
: <i>Lowest</i> (RM)	0.4095	0.3836	0.3609	0.5204
Total Return* (%)	6.34	3.72	(27.70)	0.79
Capital Growth * (%)	2.75	3.72	(27.70)	(4.69)
Income Return (%)	3.59	-	-	5.48
Gross Distribution per unit (sen)	^1.50	-	-	^3.20
Net Distribution per unit (sen)	^1.50	-	-	^3.20
Total Expense Ratio (TER) <sup>1</sup> (%)	0.79	1.57	1.57	1.60
Portfolio Turnover Ratio (PTR) <sup>2</sup> (times)	0.54	0.96	1.14	1.09

\*Source: Lipper

^Distribution is in the form of units

**Past performance is not necessarily indicative of future performance, unit prices and investment returns may fluctuate.**

## 2.2 PERFORMANCE DETAILS (CONTD.)

- 1 The TER for PMB SAF was unchanged at 0.79% as compared to the previous year corresponding period. This was due to the decrease in total expenditure by 19.48% which almost at the same quantum of 19.53% decreased in the average size of the Fund to RM116.82 million from RM145.17 million.
- 2 The PTR percentage increased to 0.54 times from 0.47 times recorded in the same period of the previous year. This was due to drop in the average size of Fund by 19.48%.

* AVERAGE TOTAL RETURN (31 JANUARY)			
	1-year	3-year	5-year
PMB SAF	(2.11%)	(8.86%)	1.55%
BENCHMARK	1.82%	(4.31%)	(0.48%)

* ANNUAL TOTAL RETURN (31 JULY)					
	2023	2022	2021	2020	2019
PMB SAF	3.72%	(27.70%)	0.79%	25.78%	(6.88%)
BENCHMARK	2.03%	(10.91%)	(10.35%)	11.97%	(6.31%)

\*Source: Lipper

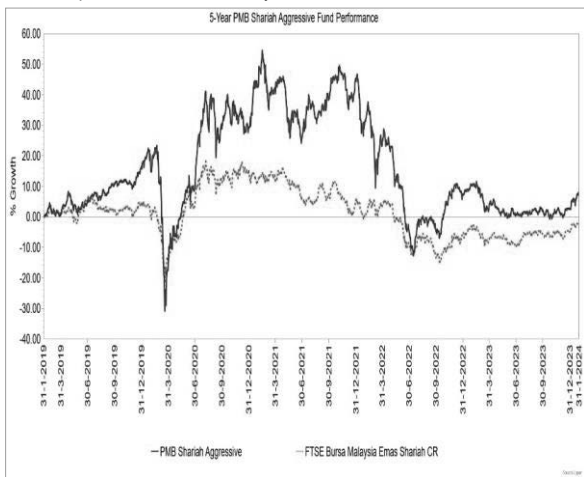
***Past performance is not necessarily indicative of future performance, unit prices and investment returns may fluctuate.***

### 3. MANAGER'S REPORT

We are pleased to present the Manager's report of PMB SAF for the 6 months financial period ended 31 January 2024 (1 August 2023 to 31 January 2024).

#### 3.1 FUND PERFORMANCE

The Fund's performance measured against benchmark for 5-year financial period ended 31 January 2024 is as follows:



For the 5-year period ended 31 January 2024, the Fund's increased by 7.98% compared to the benchmark return of -2.38%.

For the 6-month financial period ended 31 January 2024, NAV/unit increased by RM0.0265 or 6.34% to RM0.4445 (cD) from RM0.4180 (xD) as at 31 July 2023.

#### 3.2 INCOME DISTRIBUTION/UNIT SPLIT

The Fund has declared an interim income distribution of 1.50 sen (net) per unit in the form of new unit for the six months financial period ended 31 January 2024. No unit split was declared during the financial period.

#### 3.3 POLICY & INVESTMENT STRATEGY

The Fund seeks its objective to earn high capital return by investing in portfolio of investments that comply with Shariah principles. The Fund invested primarily in a diversified portfolio. It employed an aggressive investment approach by adopting an active trading strategy. Its PTR may be higher than that of the normal equity-based funds.

During 6-month financial period ended 31 January 2024, the Fund Manager has actively managed the equity exposure of the Fund as market sentiment uncertainty over the impact of rising interest rates and inflation worries continued to weigh on markets.



### 3.4 CROSS TRADE

No cross-trade transactions have been carried out during the 6-month financial period.

### 3.5 SECURITIES FINANCING TRANSACTIONS

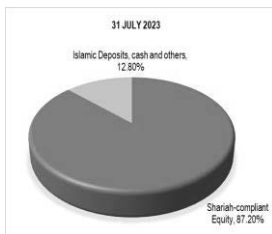
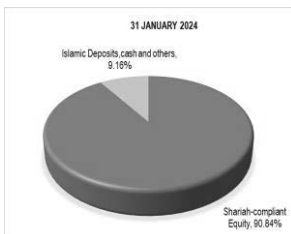
PMB SAF has not undertaken any securities lending or repurchase transactions during the financial period under review

### 3.6 ASSET ALLOCATION OF THE FUND

Comparison of investment components based on NAV is as follows: -

ASSET ALLOCATION				
	31 Jan 2024 (%)	31 July 2023 (%)	Change (%)	Investment Exposure Average (%)
Shariah-compliant Equity	90.84	87.20	3.64	89.02
Islamic Deposits/ cash/ others	9.16	12.80	(3.64)	10.98

As at 31 January 2024, 90.84% of the Fund's NAV was invested in Shariah-compliant equity market. The balance of 9.16% was held in Islamic deposits and/or other permitted investments.



### 3.7 EQUITY MARKET REVIEW

For the 6-month ended 31 January 2024, the main benchmark for the Malaysian Shariah-compliant equity, FBMSHA Index, appreciated by 325.37 points or 2.97% to 11,278.09 while the main benchmark for Malaysian stock market, FBMKLCI, increased by 53.55 points or 3.67% to 1,512.98.

During that period, the FBMSHA recorded its highest level of 11,331.43 on 29 January 2024 and its lowest of 10,728.06 on 7 December 2023. Meanwhile, FBMKLCI posted its highest level of 1,515.39 on 29 January 2024 while the lowest level of 1,415.60 was recorded on 5 October 2023. The movement range for the FBMSHA during the stipulated financial period was 603.37 points as compared to 1,422.09 points during the same period in the previous year.

### 3.7 EQUITY MARKET REVIEW (CONTD.)

In August, the FBMKLCI marginally shed 7.49 points, or 0.5%, month-on-month (MoM) to close at 1,451.94 points. A strong surge of buying interest had been seen in the property names, utilities and construction sector. Other than that, investors stayed cautious due to the state elections, results season, slower 2Q 2023 GDP growth of 2.9%, and weak global market. Meanwhile, the global market performed poorly after a) Fitch Ratings downgraded its U.S. credit rating to AA+ from AAA, b) Moody's downgraded the credit ratings for ten smaller U.S. banks and put some bigger banks on watch for downgrade, c) S&P Global cut its credit ratings and outlook on multiple U.S. regional banks and d) China weakening economic activity.

In September, the FBMKLCI lost 27.77 points, or 1.9%, MoM, but gained 3.5% (+48.26 points) quarter-on-quarter (QoQ) to close at 1,424.17 points. The local market ended in negative territory as investors continued to fret about Fed's hawkish pause, surging Treasury yields and dollar index, and a looming US government shutdown. Sentiment was also dampened by heightened concerns over China's property crisis and growing pessimism over an economic recovery in the country. Locally, BNM maintained the OPR at 3.00% as widely expected and domestic investors reassessed the 12 Malaysian Plan (12MP) – Mid Term Review.

In October, the FBMKLCI gained 17.97 points, or 1.3%, MoM to close at 1,442.14 points. Sentiment dented by intensified fear over higher-for-longer US interest rate, the spike in US Treasury yield, GDP downgrade from the region and weakening Asia's manufacturing. Domestically, unencouraging economic development and foreign selling momentum added pressure on the local market. Despite the negative sentiment in the global market, FBMKLCI ended in positive territory due to buying support on the selected heavyweight counters. Prime Minister presented Budget 2024, themed "Economic Reforms, Empowering the People" in which the Malaysian economy is forecast to grow within the range of 4.0% to 5.0% next year (2023E: 4.0%). Meanwhile, the World Bank and IMF forecast Malaysia's real GDP to grow by 3.9% and 4.0% respectively in 2023. Both agencies expect Malaysia's GDP to grow 4.3% in 2024.

Tracking the positive performance in the global markets throughout the month and the MSCI rebalancing exercise at month-end helped the FBMKLCI gain 10.60 points, or 0.7%, MoM to close at 1,452.74 points in November. Besides, the market trended higher as foreign flows had been rising while local institutions were seeing an influx of buying flows in-line with the rise of the overall global market sentiment. The bulk of this month's gains were also due to the mostly better-than-expected US corporate earnings, more cooling October Consumer Price Index, the notion that the Fed is done raising rates and various economic data that seemed consistent with a soft-landing economic scenario in the US. Investors also digested high-level discussions between Chinese President Xi Jinping and US President Joe Biden during the APEC summit in California. Locally, the Malaysian economy grew by 3.3% in the third quarter of 2023 (2Q 2023: 2.9%), BNM maintained its OPR at 3% in its Monetary Policy Committee (MPC) meeting and a 30-day visa-free entry for travellers from China and India to Malaysia from 1 December 2023.

In December, the FBMKLCI was up marginally by +1.86 points or +0.1% MoM and gained 2.1% (+30.49 points) QoQ to close at 1,454.66. Year-to-date (YTD), the FBMKLCI ended 2023 lower by 2.7%.

### **3.7 EQUITY MARKET REVIEW (CONTD.)**

The benchmark index underwent a mild window-dressing early in the first half of the month, bolstered by the Federal Reserve's mid-December policy projections signalling a rate cut in 2024, before experiencing a seesaw trade influenced by persistent selling pressure throughout the rest of the month. Besides, the recovery attempt towards month-end failed to sustain due to the lack of continued buying interest. Meanwhile, glove counters were back in vogue with rising Covid-19 cases. In the month, the Prime Minister reshuffled the cabinet line-up and his visit to Japan attracted RM6.56 billion in potential investments.

In January 2024, the FBMKLCI was up by +58.32 points or +4.0% MoM to close at 1,512.98. The benchmark index touched the highest level since August 2022, driven by external developments such as China's potential stimulus and US economic data revived hope for a soft-landing scenario in the US. Meanwhile, domestic sentiment remained optimistic despite the continued weakness in Ringgit. However, in the middle of the month, small caps and ACE market stocks suffered losses as 13 stocks either hit limit-downs, drew unusual market activity (UMA) queries from the bourse regulator, or triggered the freezing of their intra-day short-selling (IDSS). After the sell-down, the market rebounded strongly and breached the 1,500 resistance level driven by foreign buying. On the economic matter, the IMF and World Bank expected the global economy to grow by 3.1% and 2.4%, respectively, in 2024. Meanwhile, BNM held its OPR unchanged at 3% for the fourth consecutive meeting on 24 January 2024, in line with market consensus.

In this volatile market sentiment, the NAV/unit increased by 6.34% within a 6-month period ended 31 January 2024.

### **3.8 MONEY MARKET REVIEW**

The Monetary Policy Committee (MPC) BNM decided to maintain the OPR at 3.00% during its last meeting held on 24 January 2024.

The global economy continues to expand, driven by domestic demand amid strong labour market conditions. There are further signs of recovery in the electrical and electronics (E&E) sector, but global trade remains soft partly due to the continued shift in spending from goods to services, and ongoing trade restrictions. While China's economy continues to show signs of improvement, its recovery remains modest given the weakness in the property market. Global headline and core inflation edged downwards in recent months but continue to be above average. On the global front, while the monetary policy stance is likely to remain tight in the near term, the tightening cycle has peaked for most central banks. The growth outlook remains subject to downside risks, mainly from an escalation of geopolitical tensions, higher-than-anticipated inflation outturns, and heightened volatility in global financial markets.

For the Malaysian economy, the fourth quarter advance estimates for GDP affirmed that the overall growth for 2023 expanded within expectations. Moving forward, growth is expected to improve in 2024, supported by the recovery in exports and resilient domestic expenditure. Continued employment and wage growth remain supportive of household spending. Tourist arrivals and spending are expected to improve further. Investment activity would be supported by continued progress of multi-year projects in both the private and public sectors, and implementation of catalytic initiatives under the national master plans.

### 3.8 MONEY MARKET REVIEW (CONTD.)

The growth outlook remains subject to downside risks stemming from weaker-than-expected external demand and larger declines in commodity production. Meanwhile, upside risks to growth mainly emanate from greater spillover from the tech upcycle, stronger-than-expected tourism activity and faster implementation of existing and new projects.

As expected, both headline and core inflation continued to moderate in the fourth quarter, mainly due to lower cost pressures amid stabilising demand conditions. Overall, both headline and core inflation for 2023 are within expectations, averaging for the year at 2.5% and 3.0%, respectively. In 2024, inflation is expected to remain modest, broadly reflecting stable cost and demand conditions. Risks to the inflation outlook remain highly subject to changes to domestic policy on subsidies and price controls, as well as global commodity prices and financial market developments. Of note, the Government's intention to review price controls and subsidies in 2024 will affect the outlook for inflation and demand conditions.

The recent ringgit movements are primarily driven by external factors, and not reflective of the current domestic economic performance and prospects. As the risk of heightened volatility in the global financial and foreign exchange markets remains, Bank Negara Malaysia will continue to ensure sufficient liquidity to support the orderly functioning of the domestic foreign exchange market. Financial institutions continue to operate with strong capital and liquidity buffers, with domestic financial conditions remaining conducive to sustain credit growth.

*(Source: Bank Negara Malaysia's website)*

### 3.9 INTEREST OF UNIT HOLDERS

Throughout the 6-month financial period ended 31 January 2024, there are no circumstances that materially affect any interest of the unit holders other than business transaction in accordance with the limitations imposed under the Deeds, Securities Commission's Guidelines, the Capital Markets and Services Act 2007 and other applicable laws during the financial period then ended.

### 3.10 SOFT COMMISSIONS AND REBATES

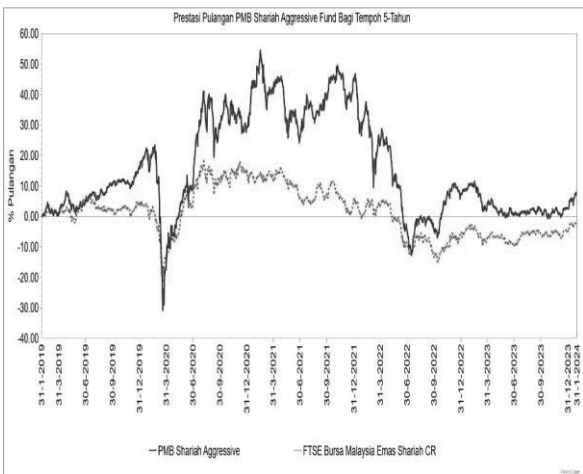
During the 6-month financial period ended 31 January 2024, the Fund Manager received soft commission from brokers that indirectly assists in the decision-making process pertaining to the fund's investment. The soft commission received include research, software and computer hardware related to fund's investment and advisory services on Shariah matters. The soft commissions received were for the benefit of the fund and there were no churning of trades.

## 4. LAPORAN PENGURUS

Bagi tempoh kewangan berakhir 31 Januari 2024 (1 Ogos 2023 hingga 31 Januari 2024).

### 4.1 PRESTASI DANA

Prestasi Dana berbanding tanda aras bagi tempoh 5-tahun adalah seperti berikut:-



Sepanjang tempoh 5-tahun berakhir 31 Januari 2024, Dana meningkat sebanyak 7.98% manakala, penanda aras Dana jatuh sebanyak 2.38%.

Sepanjang tempoh 6 bulan kewangan berakhir 31 Januari 2024, NAB/unit Dana meningkat sebanyak RM0.0265 atau 6.34% kepada RM0.4445 (cD) daripada RM0.4180 (xD) pada 31 Julai 2023.

### 4.2 PENGAGIHAN PENDAPATAN/TERBITAN UNIT PECAHAN

Bagi tempoh 6-bulan kewangan berakhir 31 Januari 2024, Dana telah mengisytiharkan pengagihan pendapatan interim sebanyak 1.50 sen/unit dalam bentuk unit baharu. Tiada sebarang unit pecahan dicadangkan bagi tempoh kewangan ini.

### 4.3 POLISI DAN STRATEGI PELABURAN

Dana mencari objektifnya untuk memperoleh pulangan modal yang tinggi dengan melabur dalam portfolio pelaburan yang mematuhi prinsip Syariah. Dana melabur terutamanya dalam portfolio terpelbagai. Ia menggunakan pendekatan pelaburan yang agresif dengan menggunakan strategi dagangan yang aktif. Nisbah pusing ganti portfolionya mungkin lebih tinggi daripada Dana berasaskan ekuiti biasa.

Dalam tempoh kewangan 6 bulan berakhir 31 Januari 2024, Pengurus Dana telah menguruskan pendedahan ekuiti Dana secara aktif memandangkan ketidaktentuan sentimen pasaran terhadap kesan kenaikan kadar faedah dan kebimbangan inflasi terus membebani pasaran.

#### 4.4 DAGANGAN SILANG

Tiada urusan dagangan silang yang dilaporkan di dalam tempoh kewangan.

#### 4.5 TRANSAKSI PEMBIAYAAN SEKURITI

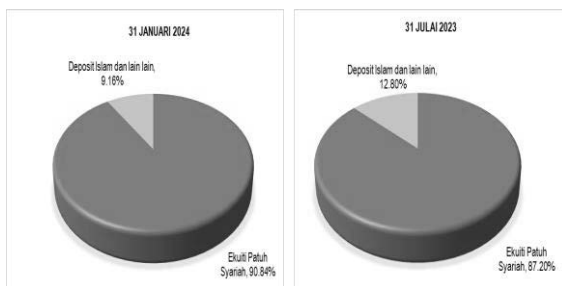
PMB SAF tidak menjalankan sebarang pinjaman sekuriti atau transaksi pembelian semula sepanjang tempoh kewangan.

#### 4.6 PERUMPUKAN ASET DANA

Pecahan seunit mengikut kelas aset adalah seperti berikut: -

PECAHAN SEUNIT MENGIKUT KELAS ASET				
	31 Jan 2024 (%)	31 Jul 2023 (%)	Perubahan Peratus Mata	Purata Pendedahan Pelaburan (%)
Ekuiti Patuh Syariah	90.84	87.20	3.64	89.02
Deposit Islam dan lain-lain	9.16	12.80	(3.64)	10.98

Pada 31 Januari 2024, pegangan ekuiti patuh Syariah Dana ialah sebanyak 90.84%. Baki 9.16% berada dalam deposit Islam dan pelaburan-pelaburan lain yang dibenarkan.



#### 4.7 SUASANA BURSA SAHAM

Bagi tempoh 6 bulan berakhir 31 Januari 2024, penanda aras utama ekuiti patuh Syariah Malaysia iaitu Indeks FBMSHA meningkat 325.37 mata atau 2.97% kepada 11,278.09 manakala penanda aras utama Bursa Malaysia iaitu FBMKLCI meningkat 53.55 mata atau 3.67% kepada 1,512.98.

Bagi tempoh tersebut, FBMSHA mencatat paras tertinggi 11,331.43 pada 29 Januari 2024 dan paras terendah 10,728.06 pada 7 Disember 2023. Sementara itu, FBMKLCI mencatat paras tertinggi 1,515.39 pada 29 Januari 2024 manakala paras terendah pula ialah 1,415.60 yang dicatat pada 5 Oktober 2023. Julat pergerakan Indeks FBMSHA untuk tempoh tersebut ialah 603.37 mata berbanding 1,422.09 mata pada tempoh yang sama tahun sebelumnya.

#### 4.7 SUASANA BURSA SAHAM (SAMB.)

Pada Ogos, FBMKLCI susut sedikit sebanyak 7.49 mata, atau 0.5%, MoM untuk ditutup pada 1,451.94 mata. Lonjakan minat belian dilihat dalam sektor hartanah, utiliti dan pembinaan. Selain itu, pelabur kekal berhati-hati berikutan pilihan raya negeri, musim keputusan korporat, pertumbuhan KDNK S2 2023 yang lebih perlahan iaitu 2.9%, dan pasaran global yang lemah. Pasaran global menunjukkan prestasi yang tidak memberangsangkan selepas a) Fitch Ratings menurunkan penarafan kredit A.S. kepada AA+ daripada AAA, b) Moody's menurunkan penarafan kredit untuk sepuluh bank kecil A.S. dan meletakkan beberapa bank yang lebih besar dalam pengawasan untuk menurunkan tarafnya, c) S&P Global memotong penarafan kredit dan tinjauan ke atas beberapa bank di A.S. dan d) aktiviti ekonomi China yang lemah.

Pada September, FBMKLCI susut sebanyak 27.77 mata, atau 1.9%, MoM, tetapi menokok sebanyak 3.5% (+48.26 mata) suku-ke-suku (QoQ) untuk ditutup pada 1,424.17 mata. Pasaran tempatan berakhir dalam wilayah negatif apabila pelabur terus bimbang tentang pandangan hawkish Fed, peningkatan hasil Perbendaharaan dan indeks dolar, dan penutupan kerajaan AS yang semakin hampir. Sentimen juga dilemahkan oleh kebimbangan yang memuncak terhadap krisis hartanah China dan pesimisme yang semakin meningkat terhadap pemulihan ekonomi di negara itu. Di peringkat tempatan, BNM mengekalkan OPR pada 3.00% seperti yang dijangkakan dan pelabur domestik menilai semula Kajian Separuh Penggal Rancangan Malaysia Ke-12 (RMK-12).

Pada Oktober, FBMKLCI menokok 17.97 mata, atau 1.3%, MoM untuk ditutup pada 1,442.14 mata. Sentimen terjejas oleh kebimbangan yang semakin meningkat terhadap kadar faedah AS yang lebih tinggi untuk tempoh yang lebih lama, lonjakan hasil Perbendaharaan AS, penurunan KDNK rantau ini dan sektor pembuatan Asia yang melemah. Di peringkat domestik, perkembangan ekonomi yang kurang menggalakkan dan momentum jualan asing menambah tekanan ke atas pasaran tempatan. Walaupun sentimen negatif dalam pasaran global, FBMKLCI berakhir di wilayah positif berikutan sokongan belian di kaunter wajaran tinggi terpilih. Perdana Menteri membentangkan Bajet 2024, bertemakan "Pembaharuan Ekonomi, Memperkasa Rakyat" di mana ekonomi Malaysia diramal berkembang dalam lingkungan 4.0% hingga 5.0% tahun depan (2023E: 4.0%). Sementara itu, Bank Dunia dan IMF meramalkan KDNK sebenar Malaysia masing-masing berkembang sebanyak 3.9% dan 4.0% pada 2023. Kedua-dua agensi menjangkakan KDNK Malaysia tumbuh 4.3% pada 2024.

Menjejaki prestasi positif dalam pasaran global sepanjang bulan dan langkah pengimbangan semula MSCI pada akhir bulan membantu FBMKLCI menokok 10.60 mata, atau 0.7%, MoM untuk ditutup pada 1,452.74 mata pada November. Selain itu, pasaran menunjukkan arah aliran lebih tinggi apabila aliran asing meningkat manakala institusi tempatan menyaksikan kemasukan aliran belian sejajar dengan peningkatan sentimen pasaran global secara keseluruhan.

#### 4.7 SUASANA BURSA SAHAM (SAMB.)

Sebahagian besar daripada keuntungan bulan ini juga dipacu oleh pendapatan korporat AS yang kebanyakannya lebih baik daripada jangkaan, Indeks Harga Pengguna Oktober yang lebih menyejukkan, tanggapan bahawa Fed telah selesai menaikkan kadar faedah dan pelbagai data ekonomi yang kelihatan konsisten dengan senario pendaratan ekonomi AS yang tidak mengejut. Pelabur juga memantau perbincangan peringkat tinggi antara Presiden China Xi Jinping dan Presiden AS Joe Biden semasa sidang kemuncak APEC di California. Di dalam negara, ekonomi Malaysia berkembang 3.3% pada suku ketiga 2023 (S2 2023: 2.9%), BNM mengekalkan OPRnya pada 3% dalam mesyuarat Jawatankuasa Dasar Monetari (MPC) dan kemasukan tanpa visa selama 30 hari untuk pelancong dari China dan India ke Malaysia mulai 1 Disember 2023.

Pada Disember, FBMKLCI naik sedikit +1.86 mata atau +0.1% MoM dan menokok 2.1% (+30.49 mata) QoQ untuk ditutup pada 1,454.66. Untuk tempoh setahun (YTD), FBMKLCI berakhir 2023 lebih rendah sebanyak 2.7%. Indeks penanda aras mengalami perubahan sederhana pada awal separuh pertama bulan, disokong oleh unjuran dasar Rizab Persekutuan pada pertengahan Disember yang mengunjurkan pemotongan kadar faedah pada 2024, sebelum mengalami perdagangan naik-turun yang dipengaruhi oleh tekanan jualan yang berterusan sepanjang baki tempoh. Selain itu, percubaan pemulihan menjelang akhir bulan gagal dikekalkan kerana kekurangan minat belian yang berterusan. Sementara itu, kaunter sarung tangan kembali popular dengan peningkatan kes Covid-19. Pada bulan ini, Perdana Menteri merombak barisan kabinet dan lawatannya ke Jepun menarik RM6.56 bilion dalam potensi pelaburan.

Pada Januari 2024, FBMKLCI naik +58.32 mata atau +4.0% MoM untuk ditutup pada 1,512.98. Indeks penanda aras mencecah paras tertinggi semenjak Ogos 2022, dipacu oleh perkembangan luar seperti potensi rangsangan China dan data ekonomi AS menghidupkan semula harapan senario “soft landing” di AS. Sementara itu, sentimen domestik kekal optimis walaupun Ringgit terus melemah. Walau bagaimanapun, pada pertengahan bulan, saham bermodal kecil dan pasaran ACE mengalami kerugian kerana 13 saham sama ada mencecah had penurunan, menyebabkan pertanyaan aktiviti pasaran luar biasa (UMA) daripada pengawal selia bursa, atau mencetuskan penggantungan jualan singkat intra-harian mereka (IDSS). Selepas penurunan harga, pasaran melantun semula dengan kukuh dan melepasi paras rintangan 1,500 didorong oleh belian asing. Berkaitan hal ekonomi, IMF dan Bank Dunia menjangkakan ekonomi global berkembang masing-masing sebanyak 3.1% dan 2.4%, pada 2024. Sementara itu, BNM mengekalkan OPRnya tidak berubah pada 3% untuk kali keempat berturut-turut pada 24 Januari 2024, sejajar dengan konsensus pasaran.

Dalam keadaan pasaran yang tidak menentu ini, nilai NAB/unit Dana meningkat sebanyak 6.34% bagi tempoh 6-bulan kewangan berakhir 31 Januari 2024.

#### 4.8 SUASANA PASARAN WANG TEMPATAN

Jawatankuasa Dasar Monetari (MPC) BNM memutuskan untuk mengekalkan OPR pada 3.00% dalam mesyuarat yang bersidang pada 24 Januari 2024.



#### 4.8 SUASANA PASARAN WANG TEMPATAN (SAMB.)

Ekonomi global terus berkembang, didorong oleh permintaan dalam negeri berikutan keadaan pasaran pekerja yang teguh. Terdapat beberapa tanda bahawa sektor elektrik dan elektronik (electrical and electronics, E&E) semakin pulih, namun perdagangan global terus lemah, sebahagiannya disebabkan oleh perbelanjaan yang terus beralih daripada barangan kepada perkhidmatan serta sekatan perdagangan yang berterusan. Walaupun ekonomi China terus menunjukkan tanda-tanda keadaan bertambah baik, pemulihan ini kekal sederhana berikutan kelemahan dalam pasaran harta tanah. Inflasi keseluruhan dan inflasi teras global menurun sedikit pada bulan-bulan kebelakangan ini, namun terus melebihi purata. Pada peringkat global, meskipun pendirian dasar monetari dijangka kekal ketat pada tempoh terdekat, kitaran pengetatan bagi kebanyakan bank pusat telah mencapai tahap tertinggi. Prospek pertumbuhan terus bergantung pada risiko pertumbuhan menjadi perlahan, terutamanya disebabkan oleh ketegangan geopolitik yang semakin meruncing, inflasi sebenar yang lebih tinggi daripada jangkauan dan volatiliti pasaran kewangan global yang ketara.

Bagi ekonomi Malaysia, anggaran awal KDNK bagi suku keempat telah mengesahkan bahawa pertumbuhan keseluruhan pada tahun 2023 berkembang mengikut jangkauan. Pada masa hadapan, pertumbuhan dijangka meningkat pada tahun 2024, disokong oleh pemulihan eksport dan perbelanjaan dalam negeri yang berdaya tahan. Pertumbuhan guna tenaga dan upah yang berterusan kekal menyokong perbelanjaan isi rumah. Ketibaan dan perbelanjaan pelancong dijangka terus meningkat. Aktiviti pelaburan akan disokong oleh projek berbilang tahun dalam sektor swasta dan awam yang terus dilaksanakan serta pelaksanaan inisiatif pemangkin di bawah beberapa pelan induk nasional. Prospek pertumbuhan terus bergantung pada risiko pertumbuhan menjadi perlahan yang berpunca daripada permintaan luaran yang lebih lemah daripada jangkauan serta penurunan pengeluaran komoditi yang lebih besar. Sementara itu, kemungkinan pertumbuhan menjadi lebih tinggi berpunca terutamanya daripada limpahan peningkatan kitaran teknologi yang lebih besar, aktiviti pelancongan yang lebih kukuh daripada jangkauan serta pelaksanaan yang lebih pantas bagi projek sedia ada dan projek baharu.

Seperti yang dijangka, inflasi keseluruhan dan inflasi teras terus menurun pada suku keempat, disebabkan terutamanya oleh tekanan kos yang lebih rendah berikutan keadaan permintaan yang semakin stabil. Secara keseluruhan, inflasi keseluruhan dan inflasi teras pada tahun 2023 berada pada kadar yang dijangkakan, masing-masing berpurata pada 2.5% dan 3.0% pada tahun itu. Pada tahun 2024, inflasi dijangka kekal sederhana, mencerminkan secara amnya keadaan kos dan permintaan yang stabil. Risiko terhadap prospek inflasi terus sangat dipengaruhi oleh perubahan dasar dalam negeri mengenai subsidi dan kawalan harga serta perkembangan harga komoditi dan pasaran kewangan global. Yang penting, hasrat Kerajaan untuk mengkaji semula kawalan harga dan subsidi pada tahun 2024 akan mempengaruhi prospek keadaan inflasi dan permintaan.

Pergerakan ringgit baru-baru ini didorong terutamanya oleh faktor-faktor luaran serta tidak mencerminkan prestasi semasa dan prospek ekonomi dalam negeri.

#### 4.8 SUASANA PASARAN WANG TEMPATAN (SAMB.)

Memandangkan risiko volatiliti yang ketara terus wujud dalam pasaran kewangan global dan pertukaran asing, Bank Negara Malaysia akan terus memastikan mudah tunai yang mencukupi untuk menyokong pasaran pertukaran asing domestik supaya dapat berfungsi dengan teratur. Institusi kewangan terus beroperasi dengan penampunan modal dan mudah tunai yang kukuh, dengan keadaan kewangan domestik terus kondusif untuk pertumbuhan kredit yang berterusan.

*(Sumber: Laman sesawang Bank Negara Malaysia)*

#### 4.9 KEPENTINGAN PEMEGANG-PEMEGANG UNIT

Sepanjang tempoh kajian berakhir 31 Januari 2024, tiada sebarang kejadian yang menjejaskan kepentingan Pemegang-Pemegang Unit selain daripada urusniaga-urusniaga yang dijalankan selaras dengan Surat Ikatan Amanah, Garis panduan Tabung Unit Amanah, Akta Pasaran Modal dan Perkhidmatan 2007 dan undang-undang lain yang berkuatkuasa.

#### 4.10 REBAT DAN KOMISEN RINGAN

Sepanjang tempoh 6 bulan kewangan berakhir 31 Januari 2024, Pengurus Dana menerima komisen ringan daripada broker yang secara tidak langsung membantu dalam proses membuat keputusan berkaitan pelaburan dana. Komisen ringan yang diterima termasuklah penyelidikan, perisian dan perkakasan komputer yang berkaitan dengan pelaburan dana dan khidmat nasihat mengenai perkara Syariah. Komisen ringan yang diterima adalah untuk manfaat dana dan tiada pergolakan perdagangan.

**Nota:** Laporan ini telah diterjemahkan daripada laporan asal (dalam Bahasa Inggeris). Jika terdapat perbezaan, sila rujuk kepada laporan Bahasa Inggeris.

## 5. TRUSTEE’S REPORT

### TO THE UNIT HOLDERS OF PMB SHARIAH AGGRESSIVE FUND (“FUND”)

We have acted as Trustee of the Fund for the 6 months financial period ended 31 January 2024 and we hereby confirm to the best of our knowledge, after having made all reasonable enquiries, **PMB INVESTMENT BERHAD** has operated and managed the Fund during the period covered by these financial statements in accordance with the following:

1. Limitations imposed on the investment powers of the management company under the deed, securities laws and Guidelines on Unit Trust Funds;
2. Valuation and pricing is carried out in accordance with the deed; and
3. Any creation and cancellation of units are carried out in accordance with the deed and any regulatory requirement.

We are of the opinion that the distribution of income by the Fund is appropriate and reflects the investment objective of the Fund.

For and on behalf of  
**AMANAH RAYA TRUSTEES BERHAD**

**ZAINUDIN BIN SUHAIMI**  
Chief Executive Officer

**KUALA LUMPUR**

**21 March 2024**

## 6. SHARIAH ADVISER'S REPORT

### TO THE UNIT HOLDERS OF PMB SHARIAH AGGRESSIVE FUND ("FUND")

We hereby confirm the following:

1. To the best of our knowledge, after having made all reasonable enquiries, PMB Investment Berhad has operated and managed the Fund for the period covered by these financial statements namely, the semi-annual period ended 31 January 2024, in accordance with Shariah principles and requirements, and complied with the applicable guidelines, rulings or decisions issued by the Securities Commission Malaysia pertaining to Shariah matters; and
2. The assets of the Fund comprise instruments that have been classified as Shariah compliant.

For and on behalf of the Shariah Adviser,  
**BIMB SECURITIES SDN BHD**

**NURUL AQILA SUFIYAH LOKMAN**  
Designated Shariah Officer

**KUALA LUMPUR**

**27 March 2024**

## 7. STATEMENT BY MANAGER

### To the Unit Holders of PMB SHARIAH AGGRESSIVE FUND

We, **Mahani Binti Ibrahim** and **Mahdzir Bin Othman**, being two of the Directors of PMB Investment Berhad, do hereby state that in the opinion of the Manager, the semi-annual financial statements give a true and fair view on the financial position of the Fund as at 31 January 2024 and of its statement of comprehensive income, changes in equity and cash flows for the financial period ended 31 January 2024 in accordance with the Malaysian Financial Reporting Standards, International Financial Reporting Standards and in accordance with the requirement of Guidelines on Unit Trust Funds by the Securities Commission Malaysia.

For and on behalf of

**PMB INVESTMENT BERHAD**

As Manager of PMB SHARIAH AGGRESSIVE FUND

**MAHANI BINTI IBRAHIM**

Director

**MAHDZIR BIN OTHMAN**

Director

**KUALA LUMPUR**

**6 March 2024**

## 8. FINANCIAL STATEMENT

STATEMENT OF UNAUDITED FINANCIAL POSITION  
AS AT 31 JANUARY 2024

ASSETS	NOTE	31.01.2024	31.07.2023
		RM	RM
<b>INVESTMENT</b>	<b>4</b>		
Quoted Shariah-compliant shares in Malaysia		101,789,185	107,691,169
Cash and cash equivalents	5	13,573,667	18,773,816
		<u>115,362,852</u>	<u>126,464,985</u>
<b>OTHER ASSETS</b>			
Amount owing by the stockbroking companies		1,296,010	3,451,012
Profit receivable from Islamic deposits		7,760	11,105
Dividend receivable		225,500	229,710
		<u>1,529,270</u>	<u>3,691,827</u>
<b>TOTAL ASSETS</b>		<u>116,892,122</u>	<u>130,156,812</u>
<b>LIABILITIES</b>			
Amount owing to the Manager	6	416,746	219,538
Amount owing to the Trustee		4,857	5,254
Amount owing to the stockbroking companies		486,977	6,396,403
Distribution	7	3,913,526	-
Other payables and accruals		9,750	16,500
<b>TOTAL LIABILITIES</b>		<u>4,831,856</u>	<u>6,637,695</u>
<b>NET ASSET VALUE</b>		<u>112,060,266</u>	<u>123,519,117</u>
<b>EQUITY</b>			
Unitholders' capital	8	131,365,676	145,931,997
Accumulated loss		(19,305,410)	(22,412,880)
<b>TOTAL NET ASSETS ATTRIBUTABLE TO UNITHOLDERS</b>		<u>112,060,266</u>	<u>123,519,117</u>
<b>UNITS IN CIRCULATION</b>	8	<u>260,901,717</u>	<u>295,506,689</u>
<b>NET ASSET VALUE PER UNIT (RM)-XD</b>	9	<u>0.4295</u>	<u>0.4180</u>

**STATEMENT OF UNAUDITED COMPREHENSIVE INCOME  
FOR THE 6 MONTHS FINANCIAL PERIOD ENDED 31 JANUARY 2024**

		6 months ended <u>31.01.2024</u>	6 months ended <u>31.01.2023</u>
	NOTE	RM	RM
<b>INVESTMENTS INCOME</b>			
Profits from Islamic deposits		256,079	301,758
Hibah from Al-Wadiah savings		370	609
Dividends income		3,214,672	1,829,422
Net profit/(loss) from sales of investments		2,776,457	(8,203,634)
Net unrealised profit on changes in fair value of investments	10	<u>2,059,425</u>	<u>25,035,741</u>
		<u>8,307,003</u>	<u>18,963,896</u>
<b>EXPENSES</b>			
Management fee	11	882,779	1,098,868
Trustee fee	12	29,426	36,629
Audit fee		7,500	7,500
Tax agent fee		750	750
Stockbroking fee and other transaction costs	13	359,143	404,616
Administrative expenses		6,409	5,759
		<u>1,286,007</u>	<u>1,554,122</u>
<b>PROFIT BEFORE TAXATION</b>		<u>7,020,996</u>	<u>17,409,774</u>
Taxation	14	-	-
<b>PROFIT AFTER TAXATION</b>		<u>7,020,996</u>	<u>17,409,774</u>
<b>PROFIT AFTER TAXATION IS MADE UP AS FOLLOWS:</b>			
<b>NET REALISED PROFIT/(LOSS)</b>		4,961,571	(7,625,967)
<b>NET UNREALISED PROFIT</b>	10	<u>2,059,425</u>	<u>25,035,741</u>
		<u>7,020,996</u>	<u>17,409,774</u>

**STATEMENT OF UNAUDITED CHANGES IN EQUITY  
FOR THE 6 MONTHS FINANCIAL PERIOD ENDED 31 JANUARY 2024**

	NOTE	<u>Unitholders' Capital</u> RM	<u>Accumulated Losses</u> RM	<u>Total Equity</u> RM
<b>As at 1 August 2022</b>		169,460,174	(28,181,428)	141,278,746
Net realised loss		-	(7,625,967)	(7,625,967)
Net unrealised profit	10	-	25,035,741	25,035,741
Creation of units	8	2,013,244	-	2,013,244
Cancellation of units	8	(10,239,196)	-	(10,239,196)
<b>As at 31 January 2023</b>		<b>161,234,222</b>	<b>(10,771,654)</b>	<b>150,462,568</b>
<b>As at 1 August 2023</b>		145,931,997	(22,412,880)	123,519,117
Net realised profit		-	4,961,571	4,961,571
Net unrealised profit	10	-	2,059,425	2,059,425
Creation of units	8	636,308	-	636,308
Cancellation of units	8	(15,202,629)	-	(15,202,629)
Distribution		-	(3,913,526)	(3,913,526)
<b>As at 31 January 2024</b>		<b>131,365,676</b>	<b>(19,305,410)</b>	<b>112,060,266</b>



**STATEMENT OF UNAUDITED CASH FLOWS**  
**FOR THE 6 MONTHS FINANCIAL PERIOD ENDED 31 JANUARY 2024**

	<u>31.01.2024</u>	<u>31.01.2023</u>
	RM	RM
<b>CASH FLOWS FROM INVESTING AND OPERATING ACTIVITIES</b>		
Proceeds from sale of investments	70,326,288	75,047,085
Purchase of investments	(63,342,845)	(60,786,582)
Dividends received	3,218,881	2,043,185
Profit from Islamic deposits	259,424	302,241
Hibah from Al-Wadiah savings	370	609
Management fee paid	(894,689)	(1,078,060)
Trustee fee paid	(29,823)	(35,936)
Payment for audit fee	(15,000)	(15,000)
Payment of other expenses	<u>(365,552)</u>	<u>(410,508)</u>
Net cash generated from investing and operating activities	9,157,054	15,067,034
<b>CASH FLOWS FROM FINANCING ACTIVITIES</b>		
Proceeds from creation of units	<u>644,071</u>	<u>2,082,973</u>
Payment of cancellation of units	<u>(15,001,274)</u>	<u>(10,322,581)</u>
Net cash used in from financing activities	<u>(14,357,203)</u>	<u>(8,239,608)</u>
NET (DECREASE)/INCREASE IN CASH AND CASH EQUIVALENTS	(5,200,149)	6,827,426
CASH AND CASH EQUIVALENTS AT THE BEGINNING OF THE PERIOD	<u>18,773,816</u>	<u>14,725,624</u>
CASH AND CASH EQUIVALENTS AT THE END OF THE PERIOD	<u><u>13,573,667</u></u>	<u><u>21,553,050</u></u>
<b>CASH AND CASH EQUIVALENTS COMPRISE OF:</b>		
Al-Wadiah Savings	76,092	48,041
Islamic deposits with licensed financial institutions in Malaysia	<u>13,497,575</u>	<u>21,505,009</u>
	<u><u>13,573,667</u></u>	<u><u>21,553,050</u></u>

## NOTES TO THE FINANCIAL STATEMENTS FOR THE 6 MONTHS FINANCIAL PERIOD ENDED 31 JANUARY 2024

### 1. THE FUND, THE MANAGER AND PRINCIPAL ACTIVITY

PMB Shariah Aggressive Fund ("the Fund"), managed by PMB Investment Berhad, was launched on 5 May 1972 under the name of Kumpulan Modal Bumiputera Yang Keenam and was re-launched on 21 November 2005 as ASM Syariah Aggressive Fund. On 30 July 2013, this Fund changed its name to ASM Shariah Aggressive Fund as stated in the Eleventh Supplemental Deed and has been registered with the Securities Commission Malaysia on 30 August 2013. Pursuant to the Master Prospectus dated on 28 April 2014, this Fund once again changed its name from ASM Shariah Aggressive Fund to PMB Shariah Aggressive Fund in line with changes of Manager's name from ASM Investment Services Berhad to PMB Investment Berhad. This Fund will continue to operate until it is terminated or dissolved in accordance with the provisions of the Deed of Trust and the Capital Markets and Services Act 2007.

The main activity of PMB Shariah Aggressive Fund is to invest in marketable securities transactions in which the investments are made in the "Permitted Investments" as defined under Clause 1 of the Deed of Trust and subject to approval by the Securities Commission Malaysia and in accordance with Shariah principles from time to time. This includes securities listed on Bursa Malaysia and in money market instruments approved by the Shariah principles.

The Manager is a company incorporated in Malaysia and wholly owned by Pelaburan MARA Berhad. The principal activity of the Manager is the management of Unit Trust Funds and Corporate Funds.

### 2. OBJECTIVES AND POLICIES OF FINANCIAL RISK MANAGEMENT

This Unit Trust Fund operations are exposed to several risks including equity market risk, stock specific risk, equity-related securities risk, Shariah status reclassification risk, and liquidity risk. Financial risk management is carried out through the system of internal control and investment restrictions outlined in the Guidelines on Unit Trust Funds by the Securities Commission Malaysia and based on Shariah principles.

#### (a) Equity Market Risk

The performance of the Fund is subject to the volatility of the stock market which is influenced by the changes in the economic and political climate, interest rate, international stock market performance and regulatory policies. The movement of the value in the underlying investment portfolio will affect the Net Asset Value ("NAV") of the Fund. Any downward movement of the value will negatively impact the NAV of the Fund.

The table below shows the impact on NAV of the Fund at the reporting date due to the possible change in equity price with all other variables held constant:

**NOTES TO THE FINANCIAL STATEMENTS  
FOR THE 6 MONTHS FINANCIAL PERIOD ENDED 31 JANUARY 2024**

**2. OBJECTIVES AND POLICIES OF FINANCIAL RISK MANAGEMENT (CONTD.)**

**(a) Equity Market Risk (Contd.)**

<b>Quoted Shariah-compliant shares in Malaysia</b>	<b>Changes in equity price</b>	<b>Impact on distributed net asset value</b>
<b>RM</b>	<b>RM</b>	<b>RM</b>
<b>101,789,185</b>	<b>+5 / -5</b>	<b>5,089,459/(5,089,459)</b>

**(b) Stock Specific Risk**

Prices of a particular stock may fluctuate in response to the circumstances affecting individual companies such as adverse financial performance, news of a possible merger or loss of key personnel of a company. Any adverse price movements of such stock will adversely affect the Fund's NAV.

**(c) Equity-related Securities Risk**

The value of the Shariah-compliant equity-related securities depends on the value of the underlying equities that the Shariah-compliant securities are related to. Any upward movement in the value of the underlying Shariah-compliant equities may result an upward movement of the value of the respective Shariah-compliant equity-related securities, and vice versa. Hence, the movement of the value of the Shariah-compliant equity-related securities will affect the value of the Fund. The Fund may also invest in Shariah-compliant equity-related securities such as Shariah-compliant warrants, that have an expiry date and may experience time decay and the erosion of value accelerates as the instrument advances to its expiry date. If the Shariah-compliant warrant is not exercised on or before the expiry date, the Shariah-compliant warrant will have no value and negatively impact the NAV of the Fund.

**(d) Shariah Status Reclassification Risk**

**(a) Shariah-compliant equity securities**

This risk refers to the risk that the currently held Shariah-compliant equity securities in the portfolio of the Fund may be reclassified as Shariah non-compliant in the periodic review of the securities by the Shariah Advisory Council ("SAC") of the Securities Commission Malaysia ("SC"), the Shariah Adviser or the Shariah Supervisory Boards of relevant Islamic indices. If this occurs, the Manager will take the necessary steps to dispose of such securities.

Opportunity loss could occur due to the restriction on the Fund to retain the excess capital gains derived from the disposal of the reclassified Shariah non-compliant securities. In such an event, the Fund is required:

## NOTES TO THE FINANCIAL STATEMENTS

### FOR THE 6 MONTHS FINANCIAL PERIOD ENDED 31 JANUARY 2024

#### 2. OBJECTIVES AND POLICIES OF FINANCIAL RISK MANAGEMENT (CONTD.)

##### (d) Shariah Status Reclassification Risk (Contd.)

###### (a) Shariah-compliant equity securities (Contd.)

- (i) to dispose of such securities with immediate effect or within one (1) calendar month if the value of the securities exceeds or is equal to the investment cost on the effective date of reclassification of the list of Shariah-compliant securities ("Reclassification") by the SAC of the SC or date of review ("Review") by the Shariah Adviser or the Shariah Supervisory Boards of relevant Islamic indices. The Fund is allowed to keep dividends received and capital gains from the disposal of the securities up to the effective date of Reclassification or Review. However, any dividends received and excess capital gains from the disposal of the Shariah non-compliant securities after the effective date of Reclassification or Review should be channelled to *baitulmal* and/or charitable bodies as advised by the Shariah Adviser;
- (ii) to hold such securities if the value of the said securities is below the investment cost on the effective date of Reclassification or Review until the total subsequent dividends received (if any) and the market price of the securities is equal to the cost of investment at which time disposal has to take place within one (1) calendar month, excess capital gains (if any) from the disposal of the securities should be channelled to *baitulmal* and/or charitable bodies as advised by the Shariah Adviser; or
- (iii) to dispose of such securities at a price lower than the investment cost which will result in a decrease in the Fund's value.

###### (b) Islamic fixed income instruments or Islamic money market instruments or Islamic deposits

The risk refers to the risk of a possibility that the currently held Islamic fixed income instruments or Islamic money market instruments or Islamic deposits invested by the Fund may be declared as Shariah non-compliant by the relevant authority or the Shariah Adviser. If this occurs, the Manager will take the necessary steps to dispose of or withdraw such fixed income instruments or money market instruments or deposits.

###### (e) Liquidity Risk

Liquidity risk refers to the ease of liquidating an asset depending on the asset's volume traded in the market. If the Fund holds assets that are illiquid, or are difficult to dispose of, the value of the Fund will be negatively affected when it has to sell such assets at unfavorable prices.

**NOTES TO THE FINANCIAL STATEMENTS**  
**FOR THE 6 MONTHS FINANCIAL PERIOD ENDED 31 JANUARY 2024**

**2. OBJECTIVES AND POLICIES OF FINANCIAL RISK MANAGEMENT (CONTD.)**

**(e) Liquidity Risk (Contd.)**

The Fund maintains sufficient level of Islamic liquid assets, after consultation with the Trustee, to meet anticipated payments and cancellations of units by the unit holders. Islamic liquid assets comprise cash, Islamic deposits with licensed financial institutions and other Shariah-compliant instruments which are capable of being converted into cash within 7 days.

The table below summarises the Fund's financial liabilities into relevant maturity grouping based on the remaining period as at the statement of financial position date to the contractual maturity date. The amounts in the table are the contractual undiscounted cash flows.

	<b>Less than 1 month RM</b>	<b>31.01.2024 BETWEEN 1 month to 1 year RM</b>	<b>Total RM</b>
Amount owing to the Manager	416,746	-	416,746
Amount owing to the Trustee	4,857	-	4,857
Amount owing to the stockbroking companies	486,977	-	486,977
Distribution	3,913,526	-	3,913,526
Other payables and accruals	-	9,750	9,750
<b>Contractual cash outflows</b>	<b>4,822,106</b>	<b>9,750</b>	<b>4,831,856</b>

	<b>Less than 1 month RM</b>	<b>31.07.2023 BETWEEN 1 month to 1 year RM</b>	<b>Total RM</b>
Amount owing to the Manager	219,538	-	219,538
Amount owing to the Trustee	5,254	-	5,254
Amount owing to the stockbroking companies	6,396,403	-	6,396,403
Other payables and accruals	-	16,500	16,500
<b>Contractual cash outflows</b>	<b>6,621,195</b>	<b>16,500</b>	<b>6,637,695</b>

## NOTES TO THE FINANCIAL STATEMENTS FOR THE 6 MONTHS FINANCIAL PERIOD ENDED 31 JANUARY 2024

### 3. SUMMARY OF SIGNIFICANT ACCOUNTING POLICIES

#### (a) Basis of Preparation

The financial statements of the Fund are prepared under the historical cost convention and modified to include other bases of valuation as disclosed in other sections under significant accounting policies and in compliance with the Malaysian Financial Reporting Standards (“MFRSs”), International Financial Reporting Standards (“IFRSs”) and Guidelines on Unit Trust Funds by the Securities Commission Malaysia.

The following are accounting standards, amendments and interpretations that have been issued by the Malaysian Accounting Standards Board (“MASB”):

#### (i) Applications towards MFRS and amendments to MFRS

##### Adoption of new and amended standards

During the financial period, the Fund has adopted the following amended MFRSs that are mandatory for annual financial periods beginning on or after 1 January 2023:

- Amendments to MFRS 3 – Business Combinations (Reference to the Conceptual Framework)
- Amendments to MFRS 116 – Property, Plant and Equipment (Proceeds before Intended Use)
- Amendments to MFRS 137 – Provisions, Contingent Liabilities and Contingent Assets – Onerous Contracts (Cost of Fulfilling a Contract)
- Annual Improvements to MFRS 2018 – 2020
- Amendments to MFRS 17 Insurance Contracts (Initial Application of MFRS 17 and MFRS 9 Comparative Information)
- Amendments to MFRS 101 - Presentation of Financial Statements (Classification of Liabilities as Current or Non-current)
- Amendments to MFRS 108 – Accounting policies, Changes in Accounting Estimates and Errors (Definition of Accounting Estimates)
- Amendments to MFRS 112 Income Taxes – Deferred Tax related to Assets and Liabilities arising from a Single Transaction.

The adoption of the new standards and amendments to standards and interpretations did not have any significant impact on the financial statements of the Fund.

##### Standards issued but not yet effective

##### *Effective for financial year beginning on or after 1 January 2024:*

- Amendments to MFRS 7 – Supplier Finance Arrangements (Amendments to MFRS 107 and MFRS 7)

**NOTES TO THE FINANCIAL STATEMENTS  
FOR THE 6 MONTHS FINANCIAL PERIOD ENDED 31 JANUARY 2024**

**3. SUMMARY OF SIGNIFICANT ACCOUNTING POLICIES (CONTD.)**

**(a) Basis of Preparation (Contd.)**

**(i) Applications towards MFRS and amendments to MFRS (Contd.)**

**Standards issued but not yet effective (Contd.)**

***Effective for financial year beginning on or after 1 January 2024: (Contd.)***

- Amendments to MFRS 16 – Lease Liability in a Sale and Leaseback

***Effective for financial year beginning on or after 1 January 2025:***

- Amendments to MFRS 121 – Lack of Exchangeability

***Effective date of these Amendments to Standards has been deferred, and yet to be announced:***

- Amendments to MFRS 10 and MFRS 128 - Investments in Associates and Joint Venture (Sale or Contribution of Assets between an Investor and its Associate or Joint Venture)

The adoption of the above standards and interpretations will have no material impact on the financial statements of the Fund.

**(b) Quoted Shariah-compliant Shares in Malaysia**

Unit trust is subject to the Trust Deed whereby quoted Shariah-compliant shares are valued at the market closing price on Bursa Malaysia at the reporting date.

**(c) Dividend Income**

The amount of dividend from investment is determined on an accrual basis once the company's share price is recorded "XD" (without dividend) on Bursa Malaysia. The single tier system was introduced effective 1 January 2008 and single-tier dividend distributed by a resident company are exempt from tax in Malaysia.

**(d) Profit from Islamic Deposits**

The profit from Islamic deposits is recognised on accrual basis using the effective profit rate method. The profit received by the Fund was derived from Malaysia and credited by any bank or financial institution licensed under the Financial Services Act 2013 or Islamic Financial and Services Act 2013 which are exempt from tax according to Income Tax Act 1967 (ITA 1967).

**NOTES TO THE FINANCIAL STATEMENTS  
FOR THE 6 MONTHS FINANCIAL PERIOD ENDED 31 JANUARY 2024**

**3. SUMMARY OF SIGNIFICANT ACCOUNTING POLICIES (CONTD.)**

**(e) Profit / (Loss) from Sale of Investments**

Costs incurred to determine profit / (loss) from sale of investments are based on the weighted average cost. Pursuant to ITA 1967, profit from realisation of investments will not be treated as income of the Fund and are not subject to tax.

**(f) Unrealised Profit / (Loss)**

Unrealised profit and losses comprise changes in the fair value of financial instruments for the period and from reversal of prior period's unrealised gains and losses for financial instrument which were realised (i.e. sold, redeemed or matured) during the reporting period.

**(g) Creation and Cancellation of Units**

Proceeds from creation of units and payment of cancellation of units are based on the market value of the units comprising the share of capital and the portion of income at the date of the invention or disposition.

**(h) Transaction Costs**

Transaction costs are cost incurred to acquire financial assets or liabilities at fair value through profit or loss. They include fees and commissions paid to brokers and dealers. Transaction costs, when incurred, are immediately recognised in profit or loss as an expenses.

**(i) Distribution Equalisation**

Distribution equalisation is accounted for on the date of issue and depreciation based on the average amount of distributable income included in the unit price and disposals.

**(j) Cash and Cash Equivalents**

Cash and cash equivalents comprise of Islamic deposits and Al-Wadiah savings with banks and licensed financial institutions where such savings are based on Shariah principles.

**(k) Functional and presentation currency**

The financial statements are presented in Ringgit Malaysia ("RM"), the currency of the primary economic environment in which the Company operates (its functional currency).



## NOTES TO THE FINANCIAL STATEMENTS FOR THE 6 MONTHS FINANCIAL PERIOD ENDED 31 JANUARY 2024

### 3. SUMMARY OF SIGNIFICANT ACCOUNTING POLICIES (CONTD.)

#### (I) Financial Instruments

##### (i) Recognition and Initial Measurement

A financial asset or a financial liability is recognised in the statement of financial position when, and only when, the Fund becomes a party to the contractual provisions of the instrument.

A financial asset (unless it is a trade receivable without significant financing component) or a financial liability is initially measured at fair value plus or minus, for an item not at fair value through profit or loss, transaction costs that are directly attributable to its acquisition or issuance. A trade receivable without a significant financing component is initially measured at the transaction price.

An embedded Islamic derivative is recognised separately from the host contract where the host contract is not a financial asset, and accounted for separately if, and only if, the Islamic derivative is not closely related to the economic characteristics and risks of the host contract and the host contract is not measured at fair value through profit or loss. The host contract, in the event an embedded Islamic derivative is recognised separately, is accounted for in accordance with policy applicable to the nature of the host contract.

##### (ii) Financial instrument categories and subsequent measurement

#### **Financial assets**

Categories of financial assets are determined on initial recognition and are not reclassified subsequent to their initial recognition unless the Fund changes its business model for managing financial assets in which case all affected financial assets are reclassified on the first day of the first reporting period following the change of the business model.

#### **(a) Amortised cost (AC)**

Amortised cost category comprises financial assets that are held within a business model whose objective is to hold assets to collect contractual cash flows and its contractual terms give rise on specified dates to cash flows that are solely payments of principal and profit on the principal amount outstanding. The financial assets are not designated as fair value through profit or loss. Subsequent to initial recognition, these financial assets are measured at amortised cost using the effective profit method. The amortised cost is reduced by impairment losses. Profit income, foreign exchange gains and losses and impairment are recognised in profit or loss. Any gain or loss on derecognition is recognised in profit or loss.

Profit income is recognised by applying effective profit rate to the gross carrying amount except for credit impaired financial assets where the effective profit rate is applied to the amortised cost.

**NOTES TO THE FINANCIAL STATEMENTS  
FOR THE 6 MONTHS FINANCIAL PERIOD ENDED 31 JANUARY 2024**

**3. SUMMARY OF SIGNIFICANT ACCOUNTING POLICIES (CONTD.)**

**(I) Financial Instruments (Contd.)**

- (ii) Financial instrument categories and subsequent measurement (Contd.)

***Financial assets (Contd.)***

**(b) Fair value through other comprehensive income (FVOCI)**

**(i) Debt investments**

Fair value through other comprehensive income category comprises debt investment where it is held within a business model whose objective is achieved by both collecting contractual cash flows and selling the debt investment, and its contractual terms give rise on specified dates to cash flows that are solely payments of principal and profit on the principal amount outstanding. The debt investment is not designated as at fair value through profit or loss. Profit income calculated using the effective profit method, foreign exchange gains and losses and impairment are recognised in profit or loss. Other net gains and losses are recognised in other comprehensive income.

On derecognition, gains and losses accumulated in other comprehensive income are reclassified to profit or loss.

Profit income is recognised by applying effective profit rate to the gross carrying amount except for credit impaired financial assets where the effective profit rate is applied to the amortised cost.

**(ii) Equity investments**

This category comprises investment in equity that is not held for trading, and the Fund irrevocably elect to present subsequent changes in the investment's fair value in other comprehensive income. This election is made on an investment-by investment basis. Dividends are recognised as income in profit or loss unless the dividend clearly represents a recovery of part of the cost of investment.

Other net gains and losses are recognised in other comprehensive income. On derecognition, gains and losses accumulated in other comprehensive income are not reclassified to profit or loss.

**NOTES TO THE FINANCIAL STATEMENTS  
FOR THE 6 MONTHS FINANCIAL PERIOD ENDED 31 JANUARY 2024**

**3. SUMMARY OF SIGNIFICANT ACCOUNTING POLICIES (CONTD.)**

**(I) Financial Instruments (Contd.)**

- (ii) Financial instrument categories and subsequent measurement (Contd.)

***Financial assets (Contd.)***

**(c) Fair value through profit or loss (FVPL)**

All financial assets not measured at amortised cost or fair value through other comprehensive income as described above are measured at fair value through profit or loss. This includes Islamic derivative financial assets (except for an Islamic derivative that is a designated and effective hedging instrument). On initial recognition, the Fund may irrevocably designate a financial asset that otherwise meets the requirements to be measured at amortised cost or at fair value through other comprehensive income as at fair value through profit or loss if doing so eliminates or significantly reduces an accounting mismatch that would otherwise arise.

Financial assets categorised as fair value through profit or loss are subsequently measured at their fair value. Net gains or losses, including any profit or dividend income, are recognised in the profit or loss.

All financial assets, except for those measured at fair value through profit or loss and equity investments measured at fair value through other comprehensive income, are subject to impairment assessment.

***Financial liabilities***

The categories of financial liabilities at initial recognition are as follows:

**(a) Amortised cost (AC)**

Other financial liabilities not categorised as fair value through profit or loss are subsequently measured at amortised cost using the effective profit method.

Profit expense and foreign exchange gains and losses are recognised in the profit or loss. Any gains or losses on derecognition are also recognised in the profit or loss.

**(b) Provisions**

Provision is recognised only when the Fund has a present obligation (legal and constructive) as a result of a past event, it is probable that an outflow of economic resources will be required to settle the obligation and the amount of the obligation can be estimated reliably.

**NOTES TO THE FINANCIAL STATEMENTS  
FOR THE 6 MONTHS FINANCIAL PERIOD ENDED 31 JANUARY 2024**

**3. SUMMARY OF SIGNIFICANT ACCOUNTING POLICIES (CONTD.)**

**(l) Financial Instruments (Contd.)**

- (ii) Financial instrument categories and subsequent measurement (Contd.)

***Financial liabilities (Contd.)***

**(b) Provisions (Contd.)**

Provision are reviewed at each reporting date and adjusted to reflect the current best estimate. If it is no longer probable that an outflow of economic resources will be required to settle the obligation, the provision is reversed. If the effect of the time value of money is material, provisions are discounted using a current pre tax rate that reflects, where appropriate, the risks specific to the liability. When discounting is used, the increase in the provision due to the passage of time is recognised as a finance cost.

- (iii) Derecognition

A financial asset or part of it is derecognised when, and only when, the contractual rights to the cash flows from the financial asset expired or transferred, or control of the asset is not retained or substantially all of the risks and rewards of ownership of the financial asset are transferred to another party. On derecognition of a financial asset, the difference between the carrying amount of the financial asset and the sum of consideration received (including any new asset obtained less any new liability assumed) is recognised in profit or loss.

A financial liability or a part of it is derecognised when, and only when, the obligation specified in the contract is discharged, cancelled or expired. A financial liability is also derecognised when its terms are modified and the cash flows of the modified liability are substantially different, in which case, a new financial liability based on modified terms is recognised at fair value.

On derecognition of a financial liability, the difference between the carrying amount of the financial liability extinguished or transferred to another party and the consideration paid, including any non-cash assets transferred or liabilities assumed, is recognised in profit or loss.

- (iv) Offsetting

Financial assets and financial liabilities are offset and the net amount presented in the statement of financial position when, and only when, the Fund currently has a legally enforceable right to set off the amounts and it intends either to settle them on a net basis or to realise the asset and liability simultaneously.

**NOTES TO THE FINANCIAL STATEMENTS  
FOR THE 6 MONTHS FINANCIAL PERIOD ENDED 31 JANUARY 2024**

**3. SUMMARY OF SIGNIFICANT ACCOUNTING POLICIES (CONTD.)**

**(l) Financial Instruments (Contd.)**

**(v) Unitholders' Contribution**

The Unitholders' contributions to the Fund meet the definition of puttable instruments classified as equity under the MFRS 9.

Instruments classified as equity are measured at cost and are not remeasured subsequently.

Distribution equalisation is accounted for at the date of creation and cancellation of units of the Fund. It represents the average amount of distributable income or loss included in the creation and cancellation prices of units.

**(m) Impairment of Assets**

**(i) Financial assets**

The Fund recognised loss allowances for expected credit losses on financial assets measured at amortised cost, debt investments measured at fair value through other comprehensive income, contract assets and lease receivables. Expected credit losses are a probability-weighted estimate of credit losses.

The Fund measures loss allowances at an amount equal to lifetime expected credit loss, except for sukuk that are determined to have low credit risk at the reporting date, cash and bank balance and other sukuk for which credit risk has not increased significantly since initial recognition, which are measured at 12-month expected credit loss. Loss allowances for trade receivables, contract assets and lease receivables are always measured at an amount equal to lifetime expected credit loss.

When determining whether the credit risk of a financial asset has increased significantly since initial recognition and when estimating expected credit loss, the Fund considers reasonable and supportable information that is relevant and available without undue cost or effort. This includes both quantitative and qualitative information and analysis, based on the Fund's historical experience and informed credit assessment and including forward-looking information, where available.

Lifetime expected credit losses are the expected credit losses that result from all possible default events over the expected life of the asset, while 12-month expected credit losses are the portion of expected credit losses that result from default events that are possible within the 12 months after the reporting date.

The maximum period considered when estimating expected credit losses is the maximum contractual period over which the Fund are exposed to credit risk.

**NOTES TO THE FINANCIAL STATEMENTS  
FOR THE 6 MONTHS FINANCIAL PERIOD ENDED 31 JANUARY 2024**

**3. SUMMARY OF SIGNIFICANT ACCOUNTING POLICIES (CONTD.)**

**(m) Impairment of Assets (Contd.)**

**(i) Financial assets (Contd.)**

The Fund estimates the expected credit losses on trade receivables using a provision matrix with reference to historical credit loss experience.

An impairment loss in respect of financial assets measured at amortised cost is recognised in profit or loss and the carrying amount of the asset is reduced through the use of an allowance account.

An impairment loss in respect of debt investments measured at fair value through other comprehensive income is recognised in profit or loss and the allowance account is recognised in other comprehensive income.

At each reporting date, the Fund assesses whether financial assets carried at amortised cost and debt securities at fair value through other comprehensive income are credit impaired. A financial asset is credit impaired when one or more events that have a detrimental impact on the estimated future cash flows of the financial asset have occurred.

The gross carrying amount of a financial asset is written off (either partially or fully) to the extent that there is no realistic prospect of recovery. This is generally the case when the Fund determines that the obligor does not have assets or sources of income that could generate sufficient cash flows to pay the amounts subject to the write-off. However, financial assets that are written off could still be subject to enforcement activities in order to comply with the Fund's procedures for recovery amounts due.

**(ii) Other assets**

The carrying amounts of other assets (except for inventories, contract assets, lease receivables, deferred tax asset, assets arising from employee benefits, investment property measured at fair value and non-current assets (or disposal groups) classified as held for sale) are reviewed at the end of each reporting period to determine whether there is any indication of impairment. If any such indication exists, then the asset's recoverable amount is estimated. For goodwill and intangible assets that have indefinite useful lives or that are not yet available for use, the recoverable amount is estimated each period at the same time.

**NOTES TO THE FINANCIAL STATEMENTS  
FOR THE 6 MONTHS FINANCIAL PERIOD ENDED 31 JANUARY 2024**

**3. SUMMARY OF SIGNIFICANT ACCOUNTING POLICIES (CONTD.)**

**(m) Impairment of Assets (Contd.)**

**(ii) Other assets (Contd.)**

For the purpose of impairment testing, assets are grouped together into the smallest group of assets that generates cash inflows from continuing use that are largely independent of the cash inflows of other assets or cash-generating units. Subject to an operating segment ceiling test, for the purpose of goodwill impairment testing, cash-generating units to which goodwill has been allocated are aggregated so that the level at which impairment testing is performed reflects the lowest level at which goodwill is monitored for internal reporting purposes.

The recoverable amount of an asset or cash-generating unit is the greater of its value in use and its fair value less costs of disposal. In assessing value in use, the estimated future cash flows are discounted to their present value using a pre-tax discount rate that reflects current market assessments of the time value of money and the risks specific to the asset or cash-generating unit.

An impairment loss is recognised if the carrying amount of an asset or its related cash-generating unit exceeds its estimated recoverable amount. Impairment losses are recognised in profit or loss.

Impairment losses recognised in respect of cash-generating units are allocated first to reduce the carrying amount of any goodwill allocated to the cash-generating unit (group of cash-generating units) and then to reduce the carrying amounts of the other assets in the cash-generating unit (groups of cash-generating units) on a *pro rata* basis. An impairment loss in respect of goodwill is not reversed. In respect of other assets, impairment losses recognised in prior periods are assessed at the end of each reporting period for any indications that the loss has decreased or no longer exists. An impairment loss is reversed if there has been a change in the estimates used to determine the recoverable amount since the last impairment loss was recognised. An impairment loss is reversed only to the extent that the asset's carrying amount does not exceed the carrying amount that would have been determined, net of depreciation or amortisation, if no impairment loss had been recognised. Reversals of impairment losses are credited to profit or loss in the financial year in which the reversals are recognised.

**(n) Fair Value of financial instruments**

Financial instruments comprise financial assets and financial liabilities. Fair value is the price that would be received to sell an asset or paid to transfer a liability in an orderly transaction between market participants at the measurement date (i.e. exit price).

## NOTES TO THE FINANCIAL STATEMENTS FOR THE 6 MONTHS FINANCIAL PERIOD ENDED 31 JANUARY 2024

### 3. SUMMARY OF SIGNIFICANT ACCOUNTING POLICIES (CONTD.)

#### (n) Fair Value of financial instruments (Contd.)

The fair value of financial assets traded in active markets (such as trading Shariah-compliant securities) are based on quoted market prices at the close of trading on the financial year end date.

An active market is a market in which transactions for the assets and liabilities take place with sufficient frequency and volume to provide pricing information on an ongoing basis.

The fair value of financial assets that are not traded in an active market is determined by using valuation techniques.

The carrying values of cash and cash equivalents, amount owing by stockbroking, profit receivable from Islamic deposits, dividend receivable and all current liabilities are reasonable approximations of their fair values due to their short-term nature.

The Fund classifies fair value measurements using a fair value hierarchy that reflects the significance of the inputs used in making the measurements. The fair value hierarchy has the following levels:

- Quoted prices (unadjusted) in active market for identical assets or liabilities (Level 1).
- Inputs other than quoted prices included within Level 1 that are observable for the asset or liability, either directly (that is, as prices) or indirectly (that is, derived from prices) (Level 2).
- Inputs for the asset and liability that are not based on observable market data (that is, unobservable inputs) (Level 3)

The level in the fair value hierarchy within which the fair value measurement is categorised in its entirety is determined on the basis of the lowest level input that is significant to the fair value measurement in its entirety. For this purpose, the significance of an input is assessed against the fair value measurement in its entirety. If a fair value measurement uses observable inputs that require significant adjustment based on unobservable inputs, that measurement is a Level 3 measurement. Assessing the significance of a particular input to the fair value measurement in its entirety requires judgement, considering factors specific to the asset or liability.

The determination of what constitutes 'observable' requires significant judgement by the Fund. The Fund considers observable data to be that market data that is readily available, regularly distributed or updated, reliable and verifiable, not proprietary, and provided by independent sources that are actively involved in the relevant market.



**NOTES TO THE FINANCIAL STATEMENTS**  
**FOR THE 6 MONTHS FINANCIAL PERIOD ENDED 31 JANUARY 2024**

**3. SUMMARY OF SIGNIFICANT ACCOUNTING POLICIES (CONTD.)****(n) Fair Value of financial instruments (Contd.)**

The following table analyses within the fair value hierarchy the Fund's financial assets (by class) measured at fair value:

<u>31.01.2024</u>	<u>Level 1</u> RM	<u>Level 2</u> RM	<u>Level 3</u> RM	<u>Total</u> RM
<b>Financial Assets at FVPL</b>				
Quoted Shariah-compliant shares in Malaysia	101,789,185	-	-	101,789,185

<u>31.07.2023</u>	<u>Level 1</u> RM	<u>Level 2</u> RM	<u>Level 3</u> RM	<u>Total</u> RM
<b>Financial Assets at FVPL</b>				
Quoted Shariah-compliant shares in Malaysia	107,691,169	-	-	107,691,169

Investments whose values are based on quoted market prices in active markets, and are therefore classified within Level 1, include active listed Islamic collective investment schemes and Shariah-compliant equities.

**4. INVESTMENTS**

Details are as follows:

	<u>31.01.2024</u>	<u>31.07.2023</u>
Note	RM	RM
(a) Quoted Shariah-compliant shares @ cost	88,075,716	96,037,125
Surplus	13,713,469	11,654,044
Market Value	<u>101,789,185</u>	<u>107,691,169</u>
(b) Islamic Deposits	5    13,497,575	18,725,424
Total Investments	<u>115,286,760</u>	<u>126,416,593</u>

The list of investments as per Schedule A.

**NOTES TO THE FINANCIAL STATEMENTS**  
**FOR THE 6 MONTHS FINANCIAL PERIOD ENDED 31 JANUARY 2024**

**5. CASH AND CASH EQUIVALENTS**

	Note	<u>31.01.2024</u> RM	<u>31.07.2023</u> RM
Islamic deposits with licensed financial institutions in Malaysia	4	13,497,575	18,725,424
Al – Wadiah savings		<u>76,092</u>	<u>48,392</u>
		<u><u>13,573,667</u></u>	<u><u>18,773,816</u></u>

Islamic deposits include fixed deposits based on Shariah principles in licensed financial institutions as follows:

	<u>31.01.2024</u> RM	<u>31.07.2023</u> RM
Islamic Banks	5,895,679	5,000,000
Investment Banks	<u>7,601,896</u>	<u>13,725,424</u>
	<u><u>13,497,575</u></u>	<u><u>18,725,424</u></u>

Average profit rate during the financial period and the average maturity of the Islamic deposits on the closing date are as follows:

	<u>Average Profit Rate</u> %	<u>Average Maturity Period</u> Days
<b><u>31.01.2024</u></b>		
Islamic Banks	3.05	13
Investment Banks	<u>3.06</u>	<u>9</u>
<b><u>31.07.2023</u></b>		
Islamic Banks	3.50	62
Investment Banks	<u>2.90</u>	<u>3</u>

**6. AMOUNT OWING (TO)/BY THE MANAGER**

	<u>31.01.2024</u> RM	<u>31.07.2023</u> RM
Creation of unit receivable	24,332	32,095
Cancellation of units payable	(295,375)	(94,021)
Management fee accrued	<u>(145,703)</u>	<u>(157,612)</u>
	<u><u>(416,746)</u></u>	<u><u>(219,538)</u></u>

**7. DISTRIBUTION**

The Manager with the approval of the Trustee has declared an income distribution of 1.50 sen (gross)(1.50 sen net) per unit to be distributed in form of units for the six months financial period ended 31 January 2024 [31 July 2023: No income distribution had been declared].

**NOTES TO THE FINANCIAL STATEMENTS  
FOR THE 6 MONTHS FINANCIAL PERIOD ENDED 31 JANUARY 2024**

**7. DISTRIBUTION (CONTD.)**

Distribution to Unitholders is as follows:

	<u>31.01.2024</u>	<u>31.07.2023</u>
	RM	RM
Dividends income	3,214,672	-
Profits from Islamic deposits	256,079	-
Hibah from Al-Wadiah savings	370	-
Profit from sale of investments	2,776,457	-
Undistributed profit for the year	<u>(1,048,045)</u>	-
	5,199,533	-
Expenses	(1,286,007)	-
Taxation	-	-
	<u>3,913,526</u>	-
Unit in circulation	<u>260,901,717</u>	-
Gross distribution per unit (sen)	<u>1.50</u>	-
Net distribution per unit (sen)	<u>1.50</u>	-

**8. UNITHOLDERS' CAPITAL**

	<u>31.01.2024</u>		<u>31.07.2023</u>	
	Unit	RM	Unit	RM
Balance brought forward	295,506,689	145,931,997	350,600,086	169,460,174
Creation of units during the period	<u>1,511,679</u>	<u>636,308</u>	<u>6,854,413</u>	<u>2,932,438</u>
	<u>297,018,368</u>	<u>146,568,305</u>	<u>357,454,499</u>	<u>172,392,612</u>
Cancellation of units during the period	<u>(36,116,651)</u>	<u>(15,202,629)</u>	<u>(61,947,810)</u>	<u>(26,460,615)</u>
Balance carried forward	<u><u>260,901,717</u></u>	<u><u>131,365,676</u></u>	<u><u>295,506,689</u></u>	<u><u>145,931,997</u></u>

**NOTES TO THE FINANCIAL STATEMENTS  
FOR THE 6 MONTHS FINANCIAL PERIOD ENDED 31 JANUARY 2024**

**9. NET ASSET VALUE**

Net Asset Value is derived after deducting the total liabilities of the Fund from the Fund's total assets, as per follows:

	<u>31.01.2024</u>		<u>31.07.2023</u>	
	RM	RM/ Unit	RM	RM/ Unit
Net asset value per unit attributable to the unitholders as disclosed in the Financial Statements	<u>112,060,266</u>	<u>0.4295</u>	<u>123,519,117</u>	<u>0.4180</u>

**10. NET UNREALISED PROFIT ON CHANGES IN FAIR VALUE OF INVESTMENTS**

	<u>31.01.2024</u>	<u>31.01.2023</u>
	RM	RM
Net unrealised profit on quoted Shariah-compliant shares	13,713,469	16,440,657
Total Unrealised profit	13,713,469	16,440,657
(Less)/Add: Net unrealised profit/(loss) from previous year	<u>(11,654,044)</u>	<u>8,595,084</u>
	<u>2,059,425</u>	<u>25,035,741</u>

**11. MANAGEMENT FEE**

The fee paid to the Manager, PMB Investment Berhad is computed on a daily basis at 1.5% per annum on the Net Asset Value before deducting Management fee and Trustee fee for that particular day.

**12. TRUSTEE FEE**

The fee paid to the Trustee, AmanahRaya Trustees Berhad is computed on a daily basis at 0.05% per annum on the Net Asset Value before deducting Management fee and Trustee fee for that particular day.

**NOTES TO THE FINANCIAL STATEMENTS**  
**FOR THE 6 MONTHS FINANCIAL PERIOD ENDED 31 JANUARY 2024**

**13. TRANSACTIONS WITH BROKER/DEALER (01/08/2023 – 31/01/2024)**

Broker/Dealer	Transaction Value RM	%	Commission & Fee RM	%
Phillip Capital Sdn Bhd	34,588,537	27.66	101,813	28.35
Public Investment Bank Bhd	24,182,241	19.34	65,137	18.14
Affin Hwang Investment Bank Bhd	16,321,231	13.05	41,217	11.48
KAF Equities Sdn Bhd	13,812,308	11.04	37,496	10.44
Kenanga Investment Bank Bhd	11,195,300	8.95	36,464	10.15
RHB Investment Bank Bhd	10,004,871	8.00	32,740	9.11
TA Securities Holdings Bhd	5,849,496	4.68	14,786	4.12
Hong Leong Investment Bank	5,218,433	4.17	16,825	4.68
Maybank Investment Bank Bhd	2,781,989	2.22	9,111	2.54
CGS-CIMB Securities Sdn Bhd	1,110,300	0.89	3,554	0.99
<b>Total</b>	<b>125,064,706</b>	<b>100.00</b>	<b>359,143</b>	<b>100.00</b>

**14. TAXATION**

	<u>31.01.2024</u>	<u>31.01.2023</u>
	RM	RM
Taxation for the period	-	-

Taxes are imposed at a rate of 24% on dividend chargeable income less allowance allowed at 10%.

The reconciliation between tax expenses and accounting profit multiplied by 24% tax rates for the financial period ended 31 January 2024 are as follows:

	<u>31.01.2024</u>	<u>31.01.2023</u>
	RM	RM
Profit before taxation	7,020,997	17,409,774
Taxation at the rate of 24%	1,685,039	4,178,346
Tax effect of income not subject to tax	(1,993,681)	(4,551,335)
Tax effect of expenses not allowed	308,642	372,989
Taxation for the period	-	-

**NOTES TO THE FINANCIAL STATEMENTS  
FOR THE 6 MONTHS FINANCIAL PERIOD ENDED 31 JANUARY 2024**

**15. MANAGER’S AND DIRECTORS’ INTERESTS**

The details of the interests of the Manager’s and the Directors’ of the Company in the Fund are as follows: -

	<u>31.01.2024</u>	<u>31.01.2023</u>
	RM	RM
(a) Unit Holding		
PMB Investment Berhad	Nil	Nil
Directors	Nil	Nil
(b) Expenses		
Management fee paid and accrued	<b>RM882,779</b>	RM1,098,868

Transactions between Fund, Manager and related parties are based on normal business transactions. The holding of the Manager’s unit is based on beneficial holdings.

**16. TOTAL EXPENSE RATIO (“TER”)**

TER is calculated as follows: - 31.01.2024      31.01.2023

$$\text{TER} = \frac{\text{Fees of the Fund} + \text{Recovered expenses of the Fund} \times 100}{\text{Average net asset value of the Fund calculated on a daily basis}}$$

**0.79%**      0.79%

**17. PORTFOLIO TURNOVER RATIO (“PTR”)**

PTR is calculated as follows: 31.01.2024      31.01.2023

$$\text{PTR} = \frac{(\text{Total acquisition} + \text{Total disposals})/2}{\text{Average net asset value of the Fund calculated on a daily basis}}$$

**0.54 times**      0.47 times

**18. FINANCIAL INSTRUMENTS****a) Classification of financial instruments**

The table below provides an analysis of financial instruments categories as follows:

- i) Amortised Cost (AC)
- ii) Fair Value Through Profit or Loss (FVPL)

**NOTES TO THE FINANCIAL STATEMENTS  
FOR THE 6 MONTHS FINANCIAL PERIOD ENDED 31 JANUARY 2024**

**18. FINANCIAL INSTRUMENTS (CONTD.)****a) Classification of financial instruments (Contd.)**

<u>31.01.2024</u>	<u>Carrying Amount RM</u>	<u>AC RM</u>	<u>FVPL RM</u>
<b>Financial Assets</b>			
Quoted Shariah – compliant shares in Malaysia	101,789,185	-	101,789,185
Cash and cash equivalents	13,573,667	13,573,667	-
Amount owing by the stockbroking companies	1,296,010	1,296,010	-
Profits receivable from Islamic deposits	7,760	7,760	-
Dividend receivable	225,500	225,500	-
	<u>116,892,122</u>	<u>15,102,937</u>	<u>101,789,185</u>

	<u>Carrying Amount RM</u>	<u>AC RM</u>
<b>Financial Liabilities</b>		
Amount owing to the Manager	416,746	416,746
Amount owing to the Trustee	4,857	4,857
Amount owing to the stockbroking companies	486,977	486,977
Distribution	3,913,526	3,913,526
Other payables and accruals	9,750	9,750
	<u>4,831,856</u>	<u>4,831,856</u>

<u>31.07.2023</u>	<u>Carrying Amount RM</u>	<u>AC RM</u>	<u>FVPL RM</u>
<b>Financial Assets</b>			
Quoted Shariah – compliant shares in Malaysia	107,691,169	-	107,691,169
Cash and cash equivalents	18,773,816	18,773,816	-
Amount owing by the stockbroking companies	3,451,012	3,451,012	-
Profits receivable from Islamic deposits	11,105	11,105	-
Dividend receivable	229,710	229,710	-
	<u>130,156,812</u>	<u>22,465,643</u>	<u>107,691,169</u>

**NOTES TO THE FINANCIAL STATEMENTS  
FOR THE 6 MONTHS FINANCIAL PERIOD ENDED 31 JANUARY 2024**

**18. FINANCIAL INSTRUMENTS (CONTD.)**

**a) Classification of financial instruments (Contd.)**

	<u>Carrying Amount</u> RM	<u>AC</u> RM
<b>Financial Liabilities</b>		
Amount owing to the Manager	219,538	219,538
Amount owing to the Trustee	5,254	5,254
Amount owing to the stockbroking companies	6,396,403	6,396,403
Other payables and accruals	16,500	16,500
	<u>6,637,695</u>	<u>6,637,695</u>

**19. APPROVAL OF FINANCIAL STATEMENTS**

The financial statements have been approved for issue by Manager on the date of these financial statements.



**SCHEDULE A**

**PMB SHARIAH AGGRESSIVE FUND**  
**LIST OF INVESTMENTS AS AT 31 JANUARY 2024**

<u>No</u>	<u>NAME OF INVESTMENT</u>	<u>NUMBER OF SHARES</u>	<u>AT COST</u>	<u>AT FAIR VALUE</u>	<u>PERCENTAGE OF NET ASSET VALUE</u>
			RM	RM	%
<b>A QUOTED SHARES</b>					
<b>MAIN MARKET</b>					
<b>CONSTRUCTION</b>					
1	Gabungan AQRS Berhad	1,500,000	562,500	547,500	0.49
2	Gamuda Berhad	1,000,000	4,419,670	5,050,000	4.51
	<b>Total</b>		<b>4,982,170</b>	<b>5,597,500</b>	<b>5.00</b>
<b>CONSUMER PRODUCTS &amp; SERVICES</b>					
1	Bermaz Auto Berhad	1,000,000	2,100,624	2,440,000	2.18
2	CAB Cakaran Corporation Berhad	4,000,000	2,596,857	2,920,000	2.61
3	DRB-HICOM Berhad	500,000	700,000	675,000	0.60
4	Perak Transit Berhad	3,000,000	2,645,653	3,540,000	3.16
5	Power Root Berhad	790,000	1,483,154	1,319,300	1.18
6	PPB Group Berhad	160,000	2,303,872	2,313,600	2.07
	<b>Total</b>		<b>11,830,160</b>	<b>13,207,900</b>	<b>11.80</b>
<b>ENERGY</b>					
1	Dayang Enterprise Holdings Berhad	468,700	863,726	960,835	0.86
2	Velesto Energy Berhad	13,500,000	3,133,519	3,510,000	3.13
3	Wasco Berhad	5,100,000	4,877,230	6,375,000	5.69
	<b>Total</b>		<b>8,874,475</b>	<b>10,845,835</b>	<b>9.68</b>
<b>FINANCIAL SERVICES</b>					
1	Malaysia Building Society Berhad	6,000,000	4,626,760	4,410,000	3.94
2	RCE Capital Berhad	1,253,800	2,860,140	3,987,084	3.56
	<b>Total</b>		<b>7,486,900</b>	<b>8,397,084</b>	<b>7.50</b>
<b>HEALTHCARE</b>					
1	KPJ Healthcare Berhad	3,500,000	3,997,263	5,635,000	5.03
2	Top Glove Corporation Berhad	2,000,000	1,715,300	1,860,000	1.66
	<b>Total</b>		<b>5,712,563</b>	<b>7,495,000</b>	<b>6.69</b>

**PMB SHARIAH AGGRESSIVE FUND**  
**LIST OF INVESTMENTS AS AT 31 JANUARY 2024**

<u>No</u>	<u>NAME OF INVESTMENT</u>	<u>NUMBER OF SHARES</u>	<u>AT COST</u>	<u>AT FAIR VALUE</u>	<u>PERCENTAGE OF NET ASSET VALUE</u>
			RM	RM	%
<b>A QUOTED SHARES (CONTD.)</b>					
<b>MAIN MARKET (CONTD.)</b>					
<b>INDUSTRIAL PRODUCTS &amp; SERVICES</b>					
1	Aurelius Technologies Berhad	1,000,000	2,469,244	2,650,000	2.36
2	Chin Hin Group Berhad	1,099,400	1,679,978	3,792,930	3.38
3	Cypark Resources Berhad	1,210,400	1,132,413	1,046,996	0.93
4	Hextar Global Berhad	7,000,000	3,243,639	6,615,000	5.90
5	Malayan Cement Berhad	400,000	1,463,645	1,896,000	1.69
6	Samaiden Group Berhad	4,318,000	5,080,215	5,354,320	4.78
7	Solarvest Holdings Berhad	3,103,600	3,961,972	4,438,148	3.96
8	Southern Cable Group Berhad	3,000,000	1,262,200	1,245,000	1.11
	<b>Total</b>		<b>20,293,306</b>	<b>27,038,394</b>	<b>24.11</b>
<b>PLANTATION</b>					
1	Sime Darby Plantation Berhad	400,000	1,768,740	1,768,000	1.58
<b>PROPERTY</b>					
1	Mah Sing Group Bhd	2,000,000	1,691,700	1,880,000	1.68
2	Sime Darby Property Berhad	4,000,000	2,531,100	3,080,000	2.75
	<b>Total</b>		<b>4,222,800</b>	<b>4,960,000</b>	<b>4.43</b>
<b>TECHNOLOGY</b>					
1	ITMAX System Berhad	450,000	806,740	900,000	0.80
2	Mi Technovation Berhad	1,000,000	1,887,520	2,000,000	1.78
3	My E.G. Services Berhad	2,500,000	1,993,520	1,950,000	1.74
	<b>Total</b>		<b>4,687,780</b>	<b>4,850,000</b>	<b>4.32</b>
<b>TRANSPORTATIONS AND LOGISTICS</b>					
1	FM Global Logistics Holdings Berhad	1,200,000	767,760	744,000	0.66
<b>UTILITIES</b>					
1	Tenaga Nasional Berhad	227,000	2,255,641	2,433,440	2.17

**SCHEDULE A**

**PMB SHARIAH AGGRESSIVE FUND**  
**LIST OF INVESTMENTS AS AT 31 JANUARY 2024**

<u>No</u>	<u>NAME OF INVESTMENT</u>	<u>NUMBER OF SHARES</u>	<u>AT COST</u>	<u>AT FAIR VALUE</u>	<u>PERCENTAGE OF NET ASSET VALUE</u>
			RM	RM	%
<b>A QUOTED SHARES (CONTD.)</b>					
<b>ACE MARKET</b>					
<b>CONSTRUCTION</b>					
1	Jati Tinggi Group Berhad	3,550,000	1,030,730	1,100,500	0.98
<b>INDUSTRIAL PRODUCTS &amp; SERVICES</b>					
1	Nationgate Holdings Berhad	1,000,000	1,215,120	1,370,000	1.22
2	Sunview Group Berhad	4,000,000	2,895,680	2,640,000	2.36
<b>Total</b>			<b>4,110,800</b>	<b>4,010,000</b>	<b>3.58</b>
<b>TECHNOLOGY</b>					
1	Cloudpoint Technology Berhad	1,300,000	821,750	676,000	0.60
2	Infomina Berhad	3,175,000	4,809,724	5,016,500	4.48
3	SFP Tech Holdings Berhad	4,123,200	4,420,417	3,649,032	3.26
<b>Total</b>			<b>10,051,891</b>	<b>9,341,532</b>	<b>8.34</b>
<b>TOTAL QUOTED SHARES</b>			<b>88,075,716</b>	<b>101,789,185</b>	<b>90.84</b>
<b>UNREALISED PROFIT</b>			<b>13,713,469</b>		
			<b>101,789,185</b>		

**PMB SHARIAH AGGRESSIVE FUND**  
**LIST OF INVESTMENTS AS AT 31 JANUARY 2024**

<u>No</u>	<u>FINANCIAL INSTITUTION</u>	<u>TYPE</u>	<u>PLACEMENT COST</u>	<u>PLACEMENT FUND VALUE</u>	<u>PERCENTAGE OF NET ASSET VALUE</u>
			<b>RM</b>	<b>RM</b>	<b>%</b>
<b>B ISLAMIC DEPOSITS</b>					
1	Malaysia Building Society Berhad	Commodity Murabahah	3,841,021	3,845,194	3.43
2	Malaysia Building Society Berhad	Commodity Murabahah	2,054,658	2,055,688	1.83
3	MIDF Amanah Investment Bank Berhad	Commodity Murabahah	3,771,590	3,773,512	3.37
4	MIDF Amanah Investment Bank Berhad	Commodity Murabahah	2,175,448	2,175,811	1.94
5	MIDF Amanah Investment Bank Berhad	Commodity Murabahah	1,654,858	1,655,130	1.48
<b>Total Islamic Deposits</b>			<u>13,497,575</u>	<u>13,505,335</u>	<u>12.05</u>
				<u><b>115,294,520</b></u>	<u><b>102.89</b></u>

## 9. BUSINESS INFORMATION NETWORK

### SALES OFFICES

#### **Head Office**

2nd Floor, Wisma PMB,  
No.1A, Jalan Lumut,  
50400, Kuala Lumpur.  
Tel: (03) 4145 3800 Fax: (03) 4145 3901  
E-mail: clients@pelaburanmara.com.my

#### **Central Region**

1st Floor, Wisma PMB,  
No. 1A, Jalan Lumut  
50400 Kuala Lumpur  
Tel: (03) 4145 3900 Fax: (03) 4145 3901  
E-mail: pmbi.central@pelaburanmara.com.my

#### **Northern Region**

No. 46 1/F Jalan Todak 2  
Pusat Bandar Seberang Jaya  
13700 Perai, Pulau Pinang  
Tel: (04) 3909036 Fax: (04) 3909041  
H/P: (013) 2710392 (Suhaila Malzuki)  
E-mail: pmbi.north@pelaburanmara.com.my  
suhaila@pelaburanmara.com.my

#### **Eastern Region**

Lot D103, Tingkat 1, Mahkota Square  
Jalan Mahkota, 25000 Kuantan, Pahang  
Tel: (09) 5158545 Fax: (09) 5134545  
H/P: (017) 7710117 (Ameer Khalifa Mohd Azman)  
E-mail: pmbi.east@pelaburanmara.com.my  
ameer.khalifa@pelaburanmara.com.my

#### **Southern Region**

No. 17-01, Jalan Molek 1/29  
Taman Molek, 81100 Johor Bahru  
Tel: (07) 3522120 Fax: (07) 3512120  
H/P: (016) 2232414 (Suraya Rosli)  
E-mail: pmbi.south@pelaburanmara.com.my  
suraya@pelaburanmara.com.my

#### **Sarawak**

No. 59, Tingkat 1, Jalan Tun Jugah  
93350 Kuching, Sarawak  
Tel: (082) 464402 Fax: (082) 464404  
H/P: (013) 8230645 (John Nyaliaw)  
E-mail: pmbi.sarawak@pelaburanmara.com.my  
john@pelaburanmara.com.my

**SALES OFFICES**

**Sabah**

Lot 16-4, Block C, Level 4 Harbour City, Sembulan  
88100 Kota Kinabalu, Sabah  
Tel: (088) 244129 Fax: (088) 244419  
E-mail: [pmbi.sabah@pelaburanmara.com.my](mailto:pmbi.sabah@pelaburanmara.com.my)

**STATE SALES OFFICE:**

**Kedah**

No. 65, 1st Floor, Kompleks Sultan Abdul Hamid,  
Persiaran SSAH 1A, 05050 Alor Setar, Kedah  
Tel: (04) 7724000  
E-mail: [pmbi.kedah@pelaburanmara.com.my](mailto:pmbi.kedah@pelaburanmara.com.my)

**Kelantan**

Tingkat 1, Lot 1156, Seksyen 11,  
15100 Kota Bharu, Kelantan  
Tel: (09) 7421791 Fax: (09) 7421790  
E-mail: [pmbi.kelantan@pelaburanmara.com.my](mailto:pmbi.kelantan@pelaburanmara.com.my)

**AGENCY OFFICES**

**Kuala Lumpur**

Abdul Samad Ashaari  
Suite 8-1 & 8-2, Level 8 Menara CIMB,  
No.1, Jalan Stesen Sentral 2,  
Kuala Lumpur Sentral,  
50470 Kuala Lumpur  
H/P: (019) 2206085  
E-mail: [samad.ashaari@gmail.com](mailto:samad.ashaari@gmail.com)

Zakira Ramlee  
Tingkat 3A, 1st Floor, Sunway Visio Tower,  
Lingkar SV, Sunway Velocity,  
55100 Kuala Lumpur  
H/P: (012) 6083140  
E-mail: [zakira.pelaburanmara@gmail.com](mailto:zakira.pelaburanmara@gmail.com)

**Selangor**

Azrin Aliman  
No.2-19, Level 2, Jalan Prima SG1,  
Prima Sri Gombak,  
68100, Batu Caves, Selangor  
H/P: (012) 9239599  
E-mail: [azrinaliman@gmail.com](mailto:azrinaliman@gmail.com)

**AGENCY OFFICES**

**Terengganu**

Mohd Nazri Othman  
No. 472-C, Tingkat 1, Jalan Kamaruddin  
20400 Kuala Terengganu, Terengganu  
H/P: (019) 9847878  
E-mail: nazri.pmbi@gmail.com

Muhamad Zikri Shamsudin,  
K8813-C-2, Jalan Kemaman/Dungun,  
Bangunan MPK Kerteh,  
Bandar Seri Kerteh,  
24300 Kemaman, Terengganu  
H/P: (013) 5025050  
E-mail: muhamadzikrishamsudin@gmail.com

**Institutional Unit Trust Agents:**

Phillip Mutual Berhad  
UOB Kay Hian Securities (M) Sdn Bhd  
iFast Capital Sdn Bhd  
TA Investment Management Berhad  
KAF Investment Funds Berhad  
Affin Bank Berhad

**Financial Institutions For Autodebit Services:**

Bank Simpanan Nasional  
CIMB Bank Berhad  
Malayan Banking Berhad/Maybank Islamic Berhad  
RHB Bank Berhad/RHB Islamic Bank Berhad

**Corporate Unit Trust Adviser (CUTA):**

Genexus Advisory Sdn Bhd

## 10. INFORMATION OF CUSTOMER SERVICES

### CUSTOMER SERVICES

You may communicate with us via: -

- Customer Service Units : (03) 4145 3900
- E-mail : clients@pelaburanmara.com.my

Our Customer Service Personnel would assist your queries on our unit trust funds.

### NOTES TO PROSPECTIVE INVESTORS

*This report is not an offer to sell units.*

*Prospective investor should read and understand the contents of the Prospectus. If you are in doubt, please consult your investment adviser on this scheme.*

*Past performance of the Fund is not an indication of future performance and unit prices and investment returns may fluctuate.*



## 11. INVESTOR PROFILE UPDATE FORM



INVESTOR PROFILE UPDATE FORM  
BORANG KEMASKINI MAKLUMAT PELABUR

Full Name (as in NRIC / Passport):

*Nama Penuh (seperti dalam K/P / Pasport)*

NRIC (Old) / Passport No. :

*No. K/P (Lama) / No. Pasport*

NRIC No. (New) :

*No. K/P (Baru)*

 -  - 

Tel. No. :

*No. Tel.*

 -  (House)

*(Rumah)*

 -  (Mobile)

*(Telefon)*

 -  (Office)

*(P pejabat)*

 Ext.

*Semb.*

 Fax No :  - 

*No. Faks*

Email :

*E-mel*

Address :

*Alamat*



Marital Status :

*Status Perkahwinan*

Single

Married

Others (please specify) \_\_\_\_\_

*Bujang*

*Berkahwin*

*Lain-lain (jika menyatakan)*

Occupation :

*Pekerjaan*

Educational Level :

*Taraf Pendidikan*

Primary

Secondary

STPM / Diploma / Pre-U

Degree

Master

PhD

*Asas*

*Menengah*

*STPM / Diploma / Pra-U*

*Sarjana Muda*

*Sarjana*

*PhD*

Annual Household Income :

*Pendapatan Tahunan Isi Rumah*

Below RM18,000

RM18,001 - RM36,000

RM36,001 - RM60,000

*RM18,000 ke bawah*

*RM18,001 - RM36,000*

*RM36,001 - RM60,000*

RM60,001 - RM120,000

RM120,001 and Above

*RM60,001 - RM120,000*

*RM120,001 dan ke atas*

No. of Dependents (please indicate): \_\_\_\_\_

*Bil. Tanggungan (jika nyatakan)*

Signature of Holder

*Tandatangan Pemegang Unit*

Date

*Tarikh*

- Please attached a copy of your new identity card for verification

*Sila sertakan salinan kad pengenalan tuan/puan yang terkini untuk pengesahan*

**Disclaimer :** By submitting this form, I consent to the processing of my personal data by PMB Investment Berhad, in accordance to its privacy policy at [www.pmbinvestment.com.my](http://www.pmbinvestment.com.my).

**Penafian :** Dengan menyerahkan borang ini, saya memberi kebenaran kepada PMB Investment Berhad untuk memproses data peribadi saya, selaras dengan polisi privasi di [www.pmbinvestment.com.my](http://www.pmbinvestment.com.my).



PMB Investment Berhad (256439-D)

Tingkat 2, Wisma PMB, No. 1A, Jalan Lumut, 50400 Kuala Lumpur

T : +603 - 4145 3900 F : +603 - 4145 3901

E : [investorrelation@pelaburanmaga.com.my](mailto:investorrelation@pelaburanmaga.com.my) W : [www.pmbinvestment.com.my](http://www.pmbinvestment.com.my)



Know How. No Doubt.

PMB INVESTMENT BERHAD

199301001702 (256439-D)

An Islamic Fund Management Company (IFMC)

**Client Services Unit: +603 4145 3900**



A member of  PELABURANMARA